

ENCLOSURES

Enclosures	Racks and Accessories	294
Racks	Cable Runway and Accessories.	299
Rack Accessories	Cable Management	303
Cable Runway & Accessories	Power Strips	307
Cable Management	Wall Mount Cabinets	313
Power Strips	Server Cabinets	317
Wall Mount Cabinets	Network Cabinets	335
Server Cabinets	Explanation of Cabinet Accessories	347
Network Cabinets		

Enclosures

Through its Enclosure product line, CommScope® now provides the physical structure and protection essential to making an infrastructure solution secure and complete. Created with the same high standards of quality, performance and reliability as the physical layer solutions themselves, CommScope Enclosures now give customers a single source for all network infrastructure component needs.


CommScope Enclosures include cabinets and racks and cable management devices, all designed and built to aid installation, enhance network management and protect CommScope network infrastructure components. This infrastructure framework is created to work ideally with CommScope solutions offerings and helps further protect your network's performance and your investment.

Racks and Cable Management

While a necessity for managing, distributing and controlling structured cabling, all racks and cable management devices are not created equal. CommScope understands the potential negative impact on network performance and company productivity when installation and accessibility are challenging. CommScope designs its racks and cable management devices with the same level of detail and importance as its infrastructure solutions, ensuring that customers get the best product to protect and manage their investment.

Cabinets

CommScope's cabinets are the right cabinet to protect the right solution. Using patented X-Frame technology, CommScope cabinets are designed to be the right size, the right weight and have the right level of durability to support the entire line of CommScope solutions, including the industry-leading 10 Gbps solutions. X-Frame technology reduces installation time by providing a rigid framework for equipment installation, even when all of the doors and the side have been removed. The right cabinet means less physical impact on the network infrastructure and, ultimately, on the network's performance.



Enclosures

Racks

Rack
Accessories

Cable Runway
& Accessories

Cable
Management

Power Strips

Wall Mount
Cabinets

Server
Cabinets

Network
Cabinets

Racks



Vertical and Horizontal Cable Management

CommScope Racks are versatile open frames that combine many attributes of standard open frame racks, vertical raceways and cable routing panels into the convenience of a single unit. Designed for 19 in EIA rack-mount equipment, CommScope Racks are extra wide and deep for multi-position cable hangers, providing superior front and rear cable management for any application. The CommScope Rack offering includes a wide range of products, including 2-post racks, 4-post racks and wall mount racks.

Features and Benefits:

Enclosures

Racks

Rack
Accessories

Cable Runway
& Accessories

Cable
Management

Power Strips

Wall Mount
Cabinets

Server
Cabinets

Network
Cabinets

Equipment Racks

- Available in both 2-Post and 4-Post configurations
- Available Sizes:
 - Heights: 84 in, 96 in
 - Rail Widths: 3 in, 6 in, 12 in (2-Post)
 - Depth: 29 in, 36 in (4-Post)
- EIA-310-E compliant
- UL listed, Certification—Information Technology and Communications Equipment
- Load Capacity:
 - 1000 lb (2 and 4-Post Aluminum)
 - 2000 lb (4-Post Steel)
- IA Standard Pattern with 12-24 Tapped Holes (Aluminum Rail)
- EIA Standard Pattern with 3/8" Square Punches for Cage Nuts (Steel Rail)
- Material:
 - Al: 6061-T6 Aluminum Extrusion (3 in Rail)
 - Al: 6061-T6 0.125 in Thick, (6 in and 12 in Rail)
 - Steel: 14 Gauge (0.075 in Thick), CRS
- Finish: Durable black epoxy powder-coat
- Easily assembled, hardware included
- Packaged in one container, unassembled
 - (40) M6 mounting screws
 - (40) 12-24 mounting screws
 - (40) M6 cage nuts (steel rail only)

Wall Mount Racks

- Available in 12U, 20U and 25U heights
- Swinging door hinges from left or right side
- Cable lances in top and sides for cable ties and straps
- Load Capacity: 100 lb
- EIA-310-E compliant
- UL listed, Certification—Information Technology and Communications Equipment
- EIA Standard Pattern with 12-24 Tapped Holes
- Material:
 - Steel: 14 Gauge (0.075 in Thick), CRS
- Finish: Durable black epoxy powder-coat
- Easily mounts to wall surface
- Packaged in one container, unassembled
- Kit includes assembly hardware and cable ties
- Designed for use in telecommunications and equipment rooms



2-Post Racks, Aluminum Rails

Product Number	Detailed Description	Color	Material ID
RK3-45A	3 in Channel x 7 ft H - 19 in Aluminum Equipment Rack (45U), 12-24 Tapped Rails	Black	760082479
PK3-45AM	3 in Channel x 7 ft H - 19 in Aluminum Equipment Rack (45U), M6 Tapped Rails	Black	760092007*
RK3-52A	3 in Channel x 8 ft H - 19 in Aluminum Equipment Rack (52U), 12-24 Tapped Rails	Black	760082487
RK3-52AM	3 in Channel x 8 ft H - 19 in Aluminum Equipment Rack (52U), M6 Tapped Rails	Black	760092015*
RK6-45A	6 in Channel x 7 ft H - 19 in Aluminum Equipment Rack (45U), 12-24 Tapped Rails	Black	760082495
RK6-45AM	6 in Channel x 7 ft H - 19 in Aluminum Equipment Rack (45U), M6 Tapped Rails	Black	760092023*
RK6-52A	6 in Channel x 8 ft H - 19 in Aluminum Equipment Rack (52U), 12-24 Tapped Rails	Black	760082503
RK6-52AM	6 in Channel x 8 ft H - 19 in Aluminum Equipment Rack (52U), M6 Tapped Rails	Black	760092031*
RK12-45A	12 in Channel x 7 ft H - 19 in Aluminum Equipment Rack (45U), 12-24 Tapped Rails	Black	760082511
RK12-45AM	12 in Channel x 7 ft H - 19 in Aluminum Equipment Rack (45U), M6 Tapped Rails	Black	760092049*
RK12-52A	12 in Channel x 7 ft H - 19 in Aluminum Equipment Rack (52U), 12-24 Tapped Rails	Black	760090100

* Available in Asia Pacific region only

Hardware Included

Quantity	Description	Quantity	Description
2	Vertical rack rails	12	3/8 split lock washers
2	Extruded base angles	40	M6 cage nuts
2	Extruded base angles	40	M6 cage nuts
12	Extruded base angles	1	Instruction sheet
12	Extruded base angles		



2-Post Racks, Steel Rails

Product Number	Detailed Description	Color	Material ID
RK3-45S	3 in Channel x 7 ft H - 19 in Steel Equipment Rack (45U), 3/8 Sq Punch	Black	760090118
RK3-52S	3 in Channel x 8 ft H - 19 in Steel Equipment Rack (52U), 3/8 Sq Punch	Black	760090126
RK6-45S	6 in Channel x 7 ft H - 19 in Steel Equipment Rack (45U), 3/8 Sq Punch	Black	760090134
RK6-52S	6 in Channel x 8 ft H - 19 in Steel Equipment Rack (52U), 3/8 Sq Punch	Black	760090142
RK12-45S	12 in Channel x 7 ft H - 19 in Steel Equipment Rack (45U), 3/8 Sq Punch	Black	760090159
RK12-52S	12 in Channel x 8 ft H - 19 in Steel Equipment Rack (52U), 3/8 Sq Punch	Black	760090167
	3 Foot 2-Post Aluminum Rack	Black	760103010

* Available in Asia Pacific region only

Hardware Included

Quantity	Description	Quantity	Description
2	Vertical rack rails	12	3/8-16 hex nuts
2	Extruded base angles	12	3/8 split lock washers
2	Extruded top angles	40	12-24 x 1/2 in mounting screws
12	3/8-16 UNC x 1 in hex head bolts	1	Instruction sheet
12	3/8-16 hex nuts		

- Enclosures
- Racks
- Rack Accessories
- Cable Runway & Accessories
- Cable Management
- Power Strips
- Wall Mount Cabinets
- Server Cabinets
- Network Cabinets



4-Post Rack

Enclosures

Racks

Rack Accessories

Cable Runway & Accessories

Cable Management

Power Strips

Wall Mount Cabinets

Server Cabinets

Network Cabinets

4-Post Racks, Aluminum Rails

Product Number	Detailed Description	Color	Material ID
RK4P45-29A	29 in D x 7 ft H - 19 in Aluminum Equipment Rack (45U), 12-24 Tapped Rails	Black	760082529
RK4P52-29A	29 in D x 8 ft H - 19 in Aluminum Equipment Rack (52U), 12-24 Tapped Rails	Black	760082537
RK4P45-36A	36 in D x 7 ft H - 19 in Aluminum Equipment Rack (45U), 12-24 Tapped Rails	Black	760082560
RK4P52-36A	36 in D x 8 ft H - 19 in Aluminum Equipment Rack (52U), 12-24 Tapped Rails	Black	760082578

Hardware Included

Quantity	Description
40	Cage nuts (If square punched rails are requested)
40	Mounting screws
1	Instruction sheet

4-Post Racks, Steel Rails

Product Number	Detailed Description	Color	Material ID
RK4P45-29S	29 in D x 7 ft H - 19 in Steel Equipment Rack (45U), 3/8 Sq Punch	Black	760082545
RK4P52-29S	29 in D x 8 ft H - 19 in Steel Equipment Rack (52U), 3/8 Sq Punch	Black	760082552
RK4P45-36S	36 in D x 7 ft H - 19 in Steel Equipment Rack (45U), 3/8 Sq Punch	Black	760082586
RK4P52-36S	36 in D x 8 ft H - 19 in Steel Equipment Rack (52U), 3/8 Sq Punch	Black	760082594

Hardware Included

Quantity	Description
40	Cage nuts (If square punched rails are requested)
40	Mounting screws
1	Instruction sheet

Wall Mount Racks

Product Number	Detailed Description	Color	Material ID
RW12-18	12U x 18 in D Swinging 19 in Wall Rack	Black	760085498
RW20-18	20U x 18 in D Swinging 19 in Wall Rack	Black	760085506
RW25-18	25U x 18 in D Swinging 19 in Wall Rack	Black	760085514

Hardware Included

Quantity	Description
12	Mounting screws
1	Instruction sheet



Wall Mount Rack

Rack Accessories

2-Post Racks, Shelves

Product Number	Detailed Description	Color	Material ID
SL50SS	Cantilevered Shelf, Steel, Solid, 50 lb Capacity, 19 in Rack Mountable, 3.50 in PS, 2U, 19.00 in D	Black	760084178
SL375DS	Center Weight Shelf, Steel, Solid, 75 lb Capacity, 19 in Rack Mountable, 3.50 in PS, 2U, 19.00 in D	Black	760084186
SL19-FKB	Keyboard Roll Out Tray, Tilt, No Pad, 19 in Rack Mountable	Black	760085456

Hardware Included

Quantity	Description	Quantity	Description
2	Vertical rack rails	12	3/8 split lock washers
2	Extruded base angles	40	M6 cage nuts
2	Extruded base angles	40	M6 cage nuts
12	Extruded base angles	1	Instruction sheet
12	Extruded base angles		

4-Post Racks, Shelves

Product Number	Detailed Description	Color	Material ID
SL4P24-100VN	Low Profile Cabinet Shelf, Fixed, Vented, 100 lb Capacity, 19 in W x 24 in D, Fits 29 in D 4 - Post Racks	Black	760085423
SLR4P24-150VN	Low Profile Cabinet Shelf, Roll Out, Vented, 150 lb Capacity, 19 in W x 24 in D, Fits 29 in D 4 - Post Racks	Black	760085431
SL4P28-100VN	Low Profile Cabinet Shelf, Fixed, Vented, 100 lb Capacity, 19 in W x 28 in D, Fits 29 in D 4 - Post Racks	Black	760085480
SL4P28-400VN	Low Profile Cabinet Shelf, Fixed, Vented, 400 lb Capacity, 19 in W x 28 in D, Fits 29 in D 4 - Post Racks	Black	760085464
SLR4P28-150VN	Low Profile Cabinet Shelf, Roll Out, Vented, 150 lb Capacity, 19 in W x 28 in D, Fits 29 in D and 36 in D 4 - Post Racks	Black	760085415

Hardware Included

Quantity	Description
40	Mounting screws
40	Cage Nuts (if square punched rails are requested)
1	Instruction sheet

Enclosures

Racks

Rack Accessories

Cable Runway & Accessories

Cable Management

Power Strips

Wall Mount Cabinets

Server Cabinets

Network Cabinets



Filler Panels

Filler Panels

Product Number	Detailed Description	Color	Material ID
RKFP1U-B	1U 19 in Filler Panel	Black	760085712
RKFP2U-B	2U 19 in Filler Panel	Black	760085720
RKFP3U-B	3U 19 in Filler Panel	Black	760085738



Quick Release Blank Panel

Quick Release Blank Panels

Product Number	Detailed Description	Color	Material ID
QR-RKFP1U-B	1U x 19 in. Blank Panel, Quick Release	Black	760103473
QR-RKFP2U-B	2U x 19 in. Blank Panel, Quick Release	Black	760103481
QR-RKFP4U-B	4U x 19 in. Blank Panel, Quick Release	Black	760103499

Only compatible with CommScope steel rail racks



Enclosures



Racks



Rack
Accessories



Cable Runway
& Accessories



Cable
Management



Power Strips



Wall Mount
Cabinets



Server
Cabinets



Network
Cabinets

Cable Runway



Cable Runway, Inside Radius Sections

Straight Cable Runway

Product Number	Detailed Description	Color	Material ID
CR-SLR-6L6W	Universal Cable Runway 6 ft L x 6 in W	Black	760085597
CR-SLR-6L12W	Universal Cable Runway 6 ft L x 12 in W	Black	760085605
CR-SLR-6L18W	Universal Cable Runway 6 ft L x 18 in W	Black	760085613
CR-SLR-6L24W	Universal Cable Runway 6 ft L x 24 in W	Black	760085621
CR-SLR-10L6W	Universal Cable Runway 10 ft L x 6 in W	Black	760085639
CR-SLR-10L12W	Universal Cable Runway 10 ft L x 12 in W	Black	760085647
CR-SLR-10L18W	Universal Cable Runway 10 ft L x 18 in W	Black	760085654
CR-SLR-10L24W	Universal Cable Runway 10 ft L x 24 in W	Black	760085662

Horizontal Bends

Product Number	Detailed Description	Color	Material ID
CR90FCB-6W	Cable Runway 90 Degree Radius Flat Corner Bend, 6 in W	Black	760085522
CR90FCB-12W	Cable Runway 90 Degree Radius Flat Corner Bend, 12 in W	Black	760085530
CR90FCB-18W	Cable Runway 90 Degree Radius Flat Corner Bend, 18 in W	Black	760085548
CR90FCB-24W	Cable Runway 90 Degree Radius Flat Corner Bend, 24 in W	Black	760085555

Vertical Bends

Product Number	Detailed Description	Color	Material ID
CR90ICB-6W	Cable Runway 90 Degree Inside Corner Bend, 6 in W	Black	760085670
CR90ICB-12W	Cable Runway 90 Degree Inside Corner Bend, 12 in W	Black	760085688
CR901FCB-18W	Cable Runway 90 Degree Inside Corner Bend, 18 in W	Black	760085696
CR901CB-24W	Cable Runway 90 Degree Inside Corner Bend, 24 in W	Black	760085704
CR90OCB-6W	Cable Runway 90 Degree Outside Corner Bend, 6 in W	Black	760086074
CR90OCB-12W	Cable Runway 90 Degree Outside Corner Bend, 12 in W	Black	760086082
CR90OFCB-18W	Cable Runway 90 Degree Outside Corner Bend, 18 in W	Black	760086090
CR90OCB-24W	Cable Runway 90 Degree Outside Corner Bend, 24 in W	Black	760086108

Enclosures

Racks

Rack Accessories

Cable Runway & Accessories

Cable Management

Power Strips

Wall Mount Cabinets

Server Cabinets

Network Cabinets



Cable Runway T-Junction Splice Kit (CRTJSK)



Cable Runway Variable Angle Ladder Splice (CRVALS)

Junction/Splice Kits

Product Number	Detailed Description	Color	Material ID
CRBSK	Cable Runway Butt Splice Kit	Black	760083899
CRTJSK	Cable Runway Junction Splice Kit	Black	760084046
CRVALS	Cable Runway Adjustable Butt Splice Kit	Black	760084129

Drop Kits

Product Number	Detailed Description	Color	Material ID
CRDK-6W	Cable Runway Rung Drop Out, 6 in W	Black	760083949
CRDK-12W	Cable Runway Rung Drop Out, 12 in W	Black	760083956
CRDK-18W	Cable Runway Rung Drop Out, 18 in W	Black	760083964
CRSMCRDK	Cable Runway Stringer Side Drop Out, Fits all Sizes	Black	760083931



Cable Runway Butt Splice Kit (CRBSK)


- Enclosures
- Racks
- Rack Accessories
- Cable Runway & Accessories**
- Cable Management
- Power Strips
- Wall Mount Cabinets
- Server Cabinets
- Network Cabinets



Universal Rack Support Kit (CRBK--RS)

Runway Support Kits

Product Number	Detailed Description	Color	Material ID
CRTWSBK-6W	Triangular Runway Wall Support Bracket Kit, 6 in W	Black	760084087
CRTWSBK-12W	Triangular Runway Wall Support Bracket Kit, 12 in W	Black	760084095
CRTWSBK-18W	Triangular Runway Wall Support Bracket Kit, 18 in W	Black	760084103
CRTWSBK-24W	Triangular Runway Wall Support Bracket Kit, 24 in W	Black	760084111
CRR2RRMK	Runway to Rack Mounting Plate, 19 in W, 5.375 in D	Black	760084053
CR6-12WR SK	Cable Runway Wall Angle Support Kit 6 in -12 in	Black	760084145
CR15-18WR SK	Cable Runway Wall Angle Support Kit 15 in -18 in	Black	760084152
CR12-24WR SK	Cable Runway Wall Angle Support Kit 12 in -18 in	Black	760084160
CRCMK3-8TR	Cable Runway Ceiling Mounting Kit (For 3/8 in Threaded Rod)	Black	760083907
CRCMK5-8TR	Cable Runway Ceiling Mounting Kit (For 5/8 in Threaded Rod)	Black	760083915
CRSBK5-8TR	Cable Runway Support Bracket Kit (For 5/8 in Threaded Rod)	Black	760083923
CRBK-RS	Universal Rack Support Kit, (For 5/8 in Threaded Rod)	Black	760084004
CRTR625-6L	Cable Runway, 5/8-11 -2A Threaded Rod 6 ft L	Clear Zinc	760084061
CRTR360-6L	Cable Runway, 3/8-16 -2A Threaded Rod 6 ft L	Clear Zinc	760084079
CRFK	Cable Runway Foot Kit	Black	760084020
CRVWBK	Cable Runway Vertical Wall Bracket Kit (2 Brackets)	Black	760084137
CRJBMK	Cable Runway J-Bolts (2 J-Bolts)	Black	760084038



Cable Runway Vertical Wall Bracket Kit (CRVWBK)



Cable Runway 6 in-12 in Wall Rail Support Kit (CR6-12WR SK)



Cable Runway J-Bolt Mounting Kit (CRJBMK)



Cable Runway Foot Kit (CRFK)



Cable Runway To Relay Rack Mounting Kit (CRR2RRMK)



Cable Runway, 5/8-11 UNC-2A Threaded Rod 6 ft L (CRTR625-6L)

Enclosures

Racks

Rack Accessories

Cable Runway & Accessories

Cable Management

Power Strips

Wall Mount Cabinets

Server Cabinets

Network Cabinets



Cable Retaining Post, 8 in (CRRP-8H)

Cable Runway Accessories

Product Number	Detailed Description	Color	Material ID
CRRP-6H	Cable Runway, Cable Retaining Post, 6 in H (1 Each)	Black	760083972
CRRP-8H	Cable Runway, Cable Retaining Post, 8 in H (1 Each)	Black	760083980
CRRP-10H	Cable Runway, Cable Retaining Post, 10 in H (1 Each)	Black	760083998
CRPECK	Cable Runway Protective End Cap Kit (2 Caps)	Black	760084012



Cable Runway Protective End Cap Kit (2 Caps) (CRPECK)



Cable Runway Ceiling Mounting Kit (For 3/8 in Threaded Rod) (CRCMK3-8TR)



Cable Runway Stringer Side Drop Out (CRSMCRDK)



Triangular Runway Wall Support Bracket Kit, 18 in W (CRTWSBK-18W)



Cable Runway Ceiling Mounting Kit (For 5/8 in Threaded Rod) (CRCMK5-8TR)

- Enclosures
- Racks
- Rack Accessories
- Cable Runway & Accessories**
- Cable Management
- Power Strips
- Wall Mount Cabinets
- Server Cabinets
- Network Cabinets

Cable Management

Features and Benefits:

Horizontal Cable Management

- Available for 19-inch rail spacing in three heights — 1U, 2U and 3U
- Black with diamond cut CommScope Logo in emboss
- Horizontal cover – Hinges up or down and locks into position in each orientation
- Cylindrical finger ends for easy snap on installation of horizontal cover
- Open back on 2U and 3U horizontal troughs for easy pass through of cables

Vertical Cable Management

- Lightweight, but sturdy door, available in 8 sizes
- Elegantly styled and plated door handles
- Dual hinge latching door can be opened right or left
- Door automatically latches as door is closed or snapped into hinge bracket
- Front and rear doors are standard on double-sided troughs
- Patent pending door latching mechanism
- C- Channel hinge bracket allows free and open access to the entire length of the trough
- One-point ergonomic door install/removal system
- Vertical trough used to bay multiple racks together
- Available in four widths and two heights
- Widths: 6 in, 8 in, 10 in and 12 in
- Heights: 84 in, 96 in
- Single and doublesided troughs available
- Flexible X-Style cable fingers allow cables easily in or out for quick cable routing
- Cable fingers are spaced at 1RMU increments for exact alignment with EIA standard rack spacing
- Optimally contoured cable fingers separate, organize and maintain patch cords in desired position
- Cable finger radius protects cables during installation and use
- Cable fingers provide effortless solution transitioning cables from vertical to horizontal planes
- Cable fingers support up to 48 cables per RMU
- Cable fill capacity up to 1600 cables at maximum fill or 673 cables at 40% fill (Class EA, Category 6A)
- Opentrough back reduces weight and allows cable or cords to transition easily from front to rear of trough
- Snaps easily (no tools or fasteners required) onto trough and provides cable and fiber slack management

Double Sided Vertical Cable Management



- Enclosures
- Racks
- Rack Accessories
- Cable Runway & Accessories
- Cable Management**
- Power Strips
- Wall Mount Cabinets
- Server Cabinets
- Network Cabinets



Vertical Cable Management, Double Sided

Product Number	Detailed Description	Door Color	Material ID
VCM-DS-84-6	VCM Kit, 6 in x 84 in (15.24 cm x 213.4 cm), Double Sided, With Doors	Silver	760072785
VCM-DS-84-6B	VCM Kit, 6 in x 84 in (15.24 cm x 213.4 cm), Double Sided, With Doors	Black	760089342
VCM-DS-84-8	VCM Kit, 8 in x 84 in (20.3 cm x 213.4 cm), Double Sided, With Doors	Silver	760072793
VCM-DS-84-8B	VCM Kit, 8 in x 84 in (20.3 cm x 213.4 cm), Double Sided, With Doors	Black	760089359
VCM-DS-84-10	VCM Kit, 10 in x 84 in (25.4 cm x 213.4 cm), Double Sided, With Doors	Silver	760072801
VCM-DS-84-10B	VCM Kit, 10 in x 84 in (25.4 cm x 213.4 cm), Double Sided, With Doors	Black	760089367
VCM-DS-84-12	VCM Kit, 12 in x 84 in (30.5 cm x 213.4 cm), Double Sided, With Doors	Silver	760072819
VCM-DS-84-12B	VCM Kit, 12 in x 84 in (30.5 cm x 213.4 cm), Double Sided, With Doors	Black	760089375
VCM-DS-96-6	VCM Kit, 6 in x 96 in (15.24 cm x 243.84 cm), Double Sided, With Doors	Silver	760072827
VCM-DS-96-6B	VCM Kit, 6 in x 96 in (15.24 cm x 243.84 cm), Double Sided, With Doors	Black	760089383
VCM-DS-96-8	VCM Kit, 8 in x 96 in (20.3 cm x 243.84 cm), Double Sided, With Doors	Silver	760072835
VCM-DS-96-8B	VCM Kit, 8 in x 96 in (20.3 cm x 243.84 cm), Double Sided, With Doors	Black	760089391
VCM-DS-96-10	VCM Kit, 10 in x 96 in (25.4 cm x 243.84 cm), Double Sided, With Doors	Silver	760072843
VCM-DS-96-10B	VCM Kit, 10 in x 96 in (25.4 cm x 243.84 cm), Double Sided, With Doors	Black	760089409
VCM-DS-96-12	VCM Kit, 12 in x 96 in (30.5 cm x 243.84 cm), Double Sided, With Doors	Silver	760072850
VCM-DS-96-12B	VCM Kit, 12 in x 96 in (30.5 cm x 243.84 cm), Double Sided, With Doors	Black	760089417

Hardware Included

Quantity	Description	Quantity	Description
1	Trough assembly	4	1/2-20 hex nut
2	Door assembly	4	Flat washer
2	Spools	1	Instruction sheet
4	1/2-20 x 1.0 in hex head bolt		

Vertical Cable Management, Single Sided


Product Number	Detailed Description	Door Color	Material ID
VCM-SS-84-6	VCM Kit, 6 in x 84 in (15.24 cm x 213.4 cm), Single Sided, With Door	Silver	760072868
VCM-SS-84-6B	VCM Kit, 6 in x 84 in (15.24 cm x 213.4 cm), Single Sided, With Door	Black	760089425
VCM-SS-84-8	VCM Kit, 8 in x 84 in (20.3 cm x 213.4 cm), Single Sided, With Door	Silver	760072876
VCM-SS-84-8B	VCM Kit, 8 in x 84 in (20.3 cm x 213.4 cm), Single Sided, With Door	Black	760089433
VCM-SS-84-10	VCM Kit, 10 in x 84 in (25.4 cm x 213.4 cm), Single Sided, With Door	Silver	760072884
VCM-SS-84-10B	VCM Kit, 10 in x 84 in (25.4 cm x 213.4 cm), Single Sided, With Door	Black	760089441
VCM-SS-84-12	VCM Kit, 12 in x 84 in (30.5 cm x 213.4 cm), Single Sided, With Door	Silver	760072892
VCM-SS-84-12B	VCM Kit, 12 in x 84 in (30.5 cm x 213.4 cm), Single Sided, With Door	Black	760089458
VCM-SS-96-6	VCM Kit, 6 in x 96 in (15.24 cm x 243.84 cm), Single Sided, With Door	Silver	760072900
VCM-SS-96-6B	VCM Kit, 6 in x 96 in (15.24 cm x 243.84 cm), Single Sided, With Door	Black	760089466
VCM-SS-96-8	VCM Kit, 8 in x 96 in (20.3 cm x 243.84 cm), Single Sided, With Door	Silver	760072918
VCM-SS-96-8B	VCM Kit, 8 in x 96 in (20.3 cm x 243.84 cm), Single Sided, With Door	Black	760089474
VCM-SS-96-10	VCM Kit, 10 in x 96 in (25.4 cm x 243.84 cm), Single Sided, With Door	Silver	760072926
VCM-SS-96-10B	VCM Kit, 10 in x 96 in (25.4 cm x 243.84 cm), Single Sided, With Door	Black	760089482
VCM-SS-96-12	VCM Kit, 12 in x 96 in (30.5 cm x 243.84 cm), Single Sided, With Door	Silver	760072934
VCM-SS-96-12B	VCM Kit, 12 in x 96 in (30.5 cm x 243.84 cm), Single Sided, With Door	Black	760089490
CABLE-MGT-SP	Cable Management Spool		760073007

Hardware Included

Quantity	Description	Quantity	Description
1	Trough assembly	4	1/2-20 hex nut
2	Door assembly	4	Flat washer
2	Spools	1	Instruction sheet
4	1/2-20 x 1.0 in hex head bolt		



Horizontal Cable Management



Spools

Horizontal Cable Management

Product Number	Detailed Description	Material ID
HTK-19-SS-1U	1 RU 19 in (48.3 cm) SS Horizontal Trough Kit	760072942
HTK-19-SS-2U	2 RU 19 in (48.3 cm) SS Horizontal Trough Kit	760072959
HTK-19-SS-3U	3 RU 19 in (48.3 cm) SS Horizontal Trough Kit	760072967
HTK-19-DS-1U	1 RU 19" Double Sided Horizontal Trough Kit	760128843
HTK-19-DS-2U	2 RU 19" Double Sided Horizontal Trough Kit	760128850
HTK-19-DS-3U	3 RU 19" Double Sided Horizontal Trough Kit	760128868



HTK-19-DS-1U



HTK-19-DS-2U



HTK-19-DS-3U

1100D Patch Cord Organizer and 1100C Wall Adapter

The 1100D Cord Organizers are used for routing patch cords in 19 inch frames and wall adapters. The 1100D2 is the interbay patch cord organizer which is used for bulk routing cords between bays. The 1100D1 is the intrabay patch cord organizer which provides horizontal and vertical pathways. The 1100D3 is used for routing cords on the front and cable on the rear.

The 1100C wall adapters are used to mount panels on any flat surface. Hinges provide easy access to the rear of the panel without removing the unit. The adapters can be mounted so that it hinges from the right or left side. The snap-lock pin holds the panel in place once the unit is installed.

Physical Specifications:

- Height:** 3.5 in (8.89 cm) for 1100D1-35-19, 1100D2-35-19, 1100C1-35-19
 1.725 in (4.38 cm) for 1100D3-35-19
 7 in (17.78 cm) for 1100C1-70-19
- Width:** 19 in (48.3 cm)
- Depth:** 4.5 in (11.43 cm) for 1100D1-35-19
 3.75 in (9.53 cm) for 1100D2-35-19
 4.6 in (11.7 cm) for 1100D3-35-19
 5 in (12.7 cm) for 1100C1-35-19, 1100C1-70-19



Top to Bottom: 1100D1-35-19 (2U), 1100D2-35-19 (2U), 1100D3-35-19 (1U)



1100C1-70-19

Product Number	Detailed Description	Material ID
1100C1-35-19	Wall Adapter	106830573
1100C1-70-19	Wall Adapter	106830581
1100D1-35-19	Intrabay Patch Cord Organizer	106830615
1100D2-35-19	Intrabay Patch Cord Organizer	106830623
1100D3-35-19	Interbay Patch Cord and Cable Organizer	107132664

- Enclosures
- Racks
- Rack Accessories & Accessories
- Cable Runway & Accessories
- Cable Management
- Power Strips
- Wall Mount Cabinets
- Server Cabinets
- Network Cabinets

Cable Management Capacity Chart

Maximum VCM Fill

VCM Size	Cat. 5E	Cat. 5E Shielded	Cat. 6	Cat. 6 Shielded	10G Xpress	Cat. 6A	Cat. 6A Shielded
Diam. (in)	0.205	0.242	0.233	0.275	0.265	0.285	0.296
6	321	231	249	179	192	166	154
8	527	378	408	293	316	273	253
10	733	526	568	408	439	379	352
12	939	674	727	522	562	714	451

Recommended VCM Fill

VCM Size	Cat. 5E	Cat. 5E Shielded	Cat. 6	Cat. 6 Shielded	10G Xpress	Cat. 6A	Cat. 6A Shielded
Diam. (in)	0.205	0.242	0.233	0.275	0.265	0.285	0.296
6	241	173	187	134	144	125	116
8	396	284	306	220	237	205	190
10	550	395	426	306	329	285	264
12	705	506	545	392	422	365	338

Maximum HCM Fill

VCM Size	Cat. 5E	Cat. 5E Shielded	Cat. 6	Cat. 6 Shielded	10G Xpress	Cat. 6A	Cat. 6A Shielded
Diam. (in)	0.205	0.242	0.233	0.275	0.265	0.285	0.296
1U	55	39	42	30	33	28	26
2U	143	103	111	80	86	74	69
3U	232	166	179	129	139	120	111

Recommended HCM Fill

VCM Size	Cat. 5E	Cat. 5E Shielded	Cat. 6	Cat. 6 Shielded	10G Xpress	Cat. 6A	Cat. 6A Shielded
Diam. (in)	0.205	0.242	0.233	0.275	0.265	0.285	0.296
1U	41	29	32	23	24	21	20
2U	108	77	83	60	64	56	52
3U	174	125	135	97	104	90	83

Power Strips

CommScope Power Strips provide safe, cost-effective solutions for power distribution that runs to racks and cabinets.

Vertical power strips feature twenty receptacles, enabling dense equipment installs without the waste of valuable rack space.

Horizontal power strips are compact 1U rack-mountable units, designed for installation in either 1-in-relay or Standard EIA Rack configuration.

All CommScope power strips come equipped with convenient snap-in clips or reversible mounting ears, ensuring that both installation and move management are simple and quick. CommScope power strips are UL and c-UL listed 60950.

Features and Benefits:

Vertical Power Strips

- Vertical Mount: 66 in
- Available in 125 and 250 Volts
- Available in 15 or 20 Amp strips
- Standard or twist-lock style NEMA plugs
- NEMA 5-15R or IEC-320/C-13 receptacle
- Offers current surge protection and circuit breakers
- Includes brackets designed to specifically fit in CommScope racks and cabinets
- Easy access rack-mounting brackets provide flexibility in vertical placement of power strips



Power Strip Plugs

Horizontal Power Strips

- Horizontal Mount: 17 in (19 in rack)
- Available in 125 and 250 Volts
- Available in 15 or 20 Amp strips
- Standard or twist-lock style NEMA plugs
- NEMA 5-15R, 5-20R or IEC-320/C-13 receptacle
- Provides easy access for installation and removal in CommScope racks and cabinets
- Reversible mounting ears allow the unit to be mounted flush to a wall, offering a compact vertical mount solution if desired

Electrical Specifications:

AC Rating Amps: 15 or 20 Amps

VA Per Input: Vertical - 1875W (15*125V)/2500W (20*125V)/5000W (20*250V),
Horizontal -1875W (15*125V)/2500W (20*125V)/5000W (20*250V)

AC Rating Volts: 125 and 250 Volts

AC Rating Frequency: 50/60 Hz

Over Current Protection: 15 or 20 Amp Thermal Breaker (not available on all configurations)

Power Switch: None

Surge Protection: Available

Power Cable Wire Gauge: 14/3 (15A) 12/3 (20A)

Power Cord Length: 10 ft, IEC320 Units Have C-20 Power Inlet (cord not included)

Plug Type: NEMA 5-15R, NEMA 5-20R and C-13

Plug Style: Individual In-Line or Grouped (C-13)

No. of Receptacles On Face: 20 - Vertical Mount, 8 - Horizontal Mount, 10 - Horizontal IEC320

Maximum Output Per Receptacle Socket: 15A or 20A

Physical Specifications:

UL and cUL Listed 60950

Standards:

Housing Configuration: Heavy Steel – Black Powder Coated

Chassis Dimensions (HxWxD): Vertical -1.61 in x 1.61 in x 66 in

Horizontal -1.61 in x 1.61 in x 17 in or 1.61 in x 1.72 in x 17 in

Unit Weight: Vertical -12 lbs, Horizontal - 6 lbs

Enclosures

Racks

Rack
Accessories

Cable Runway
& Accessories

Cable
Management











Power Strips

Wall Mount
Cabinets

Server
Cabinets

Network
Cabinets

Available Plug Configurations

Amp	Volt	NEMA Straight-Blade Plug	NEMA Straight-Blade Outlet
15	125	5-15P 	5-15R 
20	125	5-20P 	5-20R 
Amp	Volt	Twist-Lock Plug	Twist-Lock Outlet
15	125	L5-15P 	L5-15R 
20	125	L5-20P 	L5-20R 
Amp	Volt	IEC Power Inlet	IEC Power Outlet
20/16*	125 or 250	C-19 	C-13 

*Rating for CE Products

- Enclosures
- Racks
- Rack Accessories
- Cable Runway & Accessories
- Cable Management
- Power Strips**
- Wall Mount Cabinets
- Server Cabinets
- Network Cabinets

Single Input Vertical Power Strips

NEMA Plug, NEMA Outlets, 125 Volt, 15 Amp with 20 NEMA 5-15R Outlets

Product Number	Inlet Plug Type	Surge Protector	Circuit Breaker	Dimensions	Shipping Weight	Material ID
PSV5-15SP-CBSP	Standard	Yes	Yes	1.6 in x 66 in x 1.6 in (41 mm x 1680 mm x 41 mm)	12 lbs/5.45 kg	760083600
PSV5-15SP-CBTP	Twist Lock	Yes	Yes	1.6 in x 66 in x 1.6 in (41 mm x 1680 mm x 41 mm)	12 lbs/5.45 kg	760083618
PSV5-15NP-CBSP	Standard	No	Yes	1.6 in x 66 in x 1.6 in (41 mm x 1680 mm x 41 mm)	12 lbs/5.45 kg	760083626
PSV5-15NP-CBTP	Twist Lock	No	Yes	1.6 in x 66 in x 1.6 in (41 mm x 1680 mm x 41 mm)	12 lbs/5.45 kg	760083634
PSV5-15NP-NBSP	Standard	No	No	1.2 in x 66 in x 1.3 in (29 mm x 1680 mm x 32 mm)	12 lbs/5.45 kg	760083642
PSV5-15NP-NBTP	Twist Lock	No	No	1.2 in x 66 in x 1.3 in (29 mm x 1680 mm x 32 mm)	12 lbs/5.45 kg	760083659

NEMA Plug, NEMA Outlets, 125 Volt, 20 Amp with 20 NEMA 5-15R Outlets

Product Number	Inlet Plug Type	Surge Protector	Circuit Breaker	Dimensions	Shipping Weight	Material ID
PSV5-20SP-CBSP	Standard	Yes	Yes	1.6 in x 66 in x 1.6 in (41 mm x 1680 mm x 41 mm)	12 lbs/5.45 kg	760083667
PSV5-20SP-CBTP	Twist Lock	Yes	Yes	1.6 in x 66 in x 1.6 in (41 mm x 1680 mm x 41 mm)	12 lbs/5.45 kg	760083675
PSV5-20NP-CBSP	Standard	No	Yes	1.6 in x 66 in x 1.6 in (41 mm x 1680 mm x 41 mm)	12 lbs/5.45 kg	760083683
PSV5-20NP-CBTP	Twist Lock	No	Yes	1.6 in x 66 in x 1.6 in (41 mm x 1680 mm x 41 mm)	12 lbs/5.45 kg	760083691
PSV5-20NP-NBSP	Standard	No	No	1.2 in x 66 in x 1.3 in (29 mm x 1680 mm x 32 mm)	12 lbs/5.45 kg	760083709
PSV5-20NP-NBTP	Twist Lock	No	No	1.2 in x 66 in x 1.3 in (29 mm x 1680 mm x 32 mm)	12 lbs/5.45 kg	760083717



Single Input Vertical Power Strip NEMA Plug - NEMA Outlets 125 Volt, 15 Amp (PSV5-15SP-CBSP)



Single Input Vertical Power Strip NEMA Plug - NEMA Outlets 125 Volt, 20 Amp (PSV5-20NP-NBSP)

Enclosures
Racks
Accessories
Rack
Cable Runway
& Accessories
Management
Cable
Power Strips
Wall Mount
Cabinets
Server
Cabinets
Network
Cabinets

IEC Plug, IEC Outlets, 125/250 Volt, 20 Amp with 20 IEC320 TYPE C-13 Outlets

Product Number	Inlet Plug Type	Surge Protector	Circuit Breaker	Dimensions	Shipping Weight	Material ID
PSV10-20NBC13	IEC320 Type C-20	No	No	1.6 in x 66 in x 1.6 in (41 mm x 1680 mm x 41 mm)	12 lbs/5.45 kg	760083733



- Enclosures
- Racks
- Rack Accessories
- Cable Runway & Accessories
- Cable Management
- Power Strips**
- Wall Mount Cabinets
- Server Cabinets
- Network Cabinets

Single Input Horizontal Power Strips

NEMA Plug, NEMA Outlets, 125 Volt, 15 Amp, 1 RMU with 8 NEMA 5-15R Outlets

Product Number	Inlet Plug Type	Surge Protector	Circuit Breaker	Dimensions	Shipping Weight	Material ID
PSH5-15SP-CBSP	Standard	Yes	Yes	19 in x 1 RMU x 1.6 in (41 mm)	6 lbs/2.73 kg	760083758
PSH5-15SP-CBTP	Twist Lock	Yes	Yes	19 in x 1 RMU x 1.6 in (41 mm)	6 lbs/2.73 kg	760083766
PSH5-15NP-CBSP	Standard	No	Yes	19 in x 1 RMU x 1.6 in (41 mm)	6 lbs/2.73 kg	760083774
PSH5-15NP-CBTP	Twist Lock	No	Yes	19 in x 1 RMU x 1.6 in (41 mm)	6 lbs/2.73 kg	760083782
PSH5-15NP-NBSP	Standard	No	No	19 in x 1 RMU x 1.6 in (41 mm)	6 lbs/2.73 kg	760083790
PSH5-15NP-NBTP	Twist Lock	No	No	19 in x 1 RMU x 1.6 in (41 mm)	6 lbs/2.73 kg	760083808

NEMA Plug, NEMA Outlets, 125 Volt, 20 Amp, 1 RMU with 8 NEMA 5-20R Outlets

Product Number	Inlet Plug Type	Surge Protector	Circuit Breaker	Dimensions	Shipping Weight	Material ID
PSH5-20SP-CBSP	Standard	Yes	Yes	19 in x 1 RMU x 1.6 in (41 mm)	6 lbs/2.73 kg	760083816
PSH5-20SP-CBTP	Twist Lock	Yes	Yes	19 in x 1 RMU x 1.6 in (41 mm)	6 lbs/2.73 kg	760083824
PSH5-20NP-CBSP	Standard	No	Yes	19 in x 1 RMU x 1.6 in (41 mm)	6 lbs/2.73 kg	760083832
PSH5-20NP-CBTP	Twist Lock	No	Yes	19 in x 1 RMU x 1.6 in (41 mm)	6 lbs/2.73 kg	760083840
PSH5-20NP-NBSP	Standard	No	No	19 in x 1 RMU x 1.6 in (41 mm)	6 lbs/2.73 kg	760083857
PSH5-20NP-NBTP	Twist Lock	No	No	19 in x 1 RMU x 1.6 in (41 mm)	6 lbs/2.73 kg	760083865

IEC Plug, IEC Outlets, 125/250 Volt, 20 Amp, 1 RMU with 8 IEC320 Type C-13 Outlets

Product Number	Inlet Plug Type	Surge Protector	Circuit Breaker	Dimensions	Shipping Weight	Material ID
PSH10-20NBC13	IEC320 Type C-20	No	No	19 in x 1 RMU x 1.6 in (41 mm)	6 lbs/2.73 kg	760083881



Single Input Horizontal Power Strip NEMA Plug - NEMA Outlets 125 Volt, 20 Amp (PSH5-20SP-CBSP)

Enclosures

Racks

Rack Accessories

Cable Runway & Accessories

Cable Management

Power Strips

Wall Mount Cabinets

Server Cabinets

Network Cabinets

Mounting Accessories

Product Number	Detailed Description	Dimensions	Shipping Weight	Material ID
PSV-RKMTBK	Offset Rack-Mount Bracket Kit	8.4 in x 1.9 in x 1.9 in (213 mm x 48 mm x 48 mm)	3 lbs/1.36 kg	760083741
PSV-CBMTBK	L-Bracket Cabinet-Mount Kit	7.0 in x 1.4 in x 1.5 in (178 mm x 36 mm x 38 mm)	3 lbs/1.36 kg	760095091*

*Required for 600 Deep and 800 Deep Cabinets



Installed L-Bracket Cabinet-Mount Kit (PSV-CBMTBK)



Offset Rack-Mount Bracket Kit (PSV-RKMTBK)



L-Bracket Cabinet-Mount Kit (PSV-CBMTBK)

- Enclosures
- Racks
- Rack Accessories
- Cable Runway & Accessories
- Cable Management
- Power Strips**
- Wall Mount Cabinets
- Server Cabinets
- Network Cabinets

Wall Mount Cabinets

Light and Heavy Duty Wall Mount Cabinets are available in 24-inch, 36-inch and 48-inch heights and feature standard EIA-310-E compliant mounting in a 24-inch deep enclosure for extended length equipment. The rear subpanel provides both 1-inch and 3-inch knockouts located at the top and bottom for easy wiring, installation and maintenance. The Wall Mount Cabinets can be purchased with solid or vented top and sides or with pre-mounted 120V, 110 CFM fans. Doors can be purchased with solid steel or tinted Plexi-glass for equipment visibility. Front and rear sections lock independently for added security.



Features and Benefits:


- Available in 24 in. (12RU), 36 in. (19RU), and 48 in. (26RU) heights
- Swing out feature facilitates front and rear access for quick changes and maintenance
- EIA-310-E Compliant
- Pre-mounted 12-24 Tapped Adjustable Rails, 19" EIA-310E Compliant
- Supplied with (20) 12-24 Equipment Mounting Screws.
- 4" rear sub-panel w/top & bottom cable access knock-outs
- Rear subpanel features cable knock-outs with top and bottom access
- Flush side panels: solid or vented
- Flush top Panels: solid, vented or pre-mounted with fans
- Locking front and rear compartments, keyed alike.
- Optional Pre-mounted Fans for Thermal Control.
- Cabinets ship fully assembled
- Material: Steel
 - Equipment Rails: 12 Gauge (.105 Thick), CRS
 - Subpanel: 14 Gauge (0.075 Thick), CRS
 - Cab Center Section: 16 Gauge (0.060 Thick), CRS
- Finish: Durable Epoxy Powder Coat Finish
- Designed for use in telecommunications and equipment rooms
- Removable and reversible door (Light Duty Series) with quick release pin and key lock

Light Duty Series

- Robust Fully Welded Steel Construction: 125 lb weight capacity
- Rounded Safety Edge-minimizes risk of exposure to sharp edges

Heavy Duty Series

- Robust Fully Welded Steel Construction: 300 lbs weight capacity
- Rugged 1" Tubular Steel Frame and HD Bullet enhances structural integrity
- Rear subpanel is removable for easy installation



- Enclosures
- Racks
- Rack Accessories
- Cable Runway & Accessories
- Cable Management
- Power Strips
- Wall Mount Cabinets
- Server Cabinets
- Network Cabinets

Light Duty Wall Mount Cabinets

Product Number	Detailed Description	H x W x D (cm)	Door	Sides	Top/Btm	Wt lbs/kg	Material ID
CW26-PWV-24	Wall Mount Cabinet 19 in (Rack Mt) x 48 in (48.3 x 121.9)	48 x 23 x 24 (121.9 x 58.4 x 60.9)	Plex	Vent	Vent	75/34.0	760095729
CW26-PVF-24	Wall Mount Cabinet 19 in (Rack Mt) x 48 in (48.3 x 121.9)	48 x 23 x 24 (121.9 x 58.4 x 60.9)	Plex	Vent	2 Fan	75/34.0	760095737
CW26-PSS-24	Wall Mount Cabinet 19 in (Rack Mt) x 48 in (48.3 x 121.9)	48 x 23 x 24 (121.9 x 58.4 x 60.9)	Plex	Solid	Solid	75/34.0	760095745
CW26-SVV-24	Wall Mount Cabinet 19 in (Rack Mt) x 48 in (48.3 x 121.9)	48 x 23 x 24 (121.9 x 58.4 x 60.9)	Solid	Vent	Vent	75/34.0	760095752
CW26-SVF-24	Wall Mount Cabinet 19 in (Rack Mt) x 48 in (48.3 x 121.9)	48 x 23 x 24 (121.9 x 58.4 x 60.9)	Solid	Vent	2 Fan	75/34.0	760095760
CW26-SSS-24	Wall Mount Cabinet 19 in (Rack Mt) x 48 in (48.3 x 121.9)	48 x 23 x 24 (121.9 x 58.4 x 60.9)	Solid	Solid	Solid	75/34.0	760095778
CW19-PWV-24	Wall Mount Cabinet 19 in (Rack Mt) x 36 in (48.3 x 91.4)	36 x 23 x 24 (91.4 x 58.4 x 60.9)	Plex	Vent	Vent	65/29.5	760095786
CW19-PVF-24	Wall Mount Cabinet 19 in (Rack Mt) x 36 in (48.3 x 91.4)	36 x 23 x 24 (91.4 x 58.4 x 60.9)	Plex	Vent	2 Fan	65/29.5	760095794
CW19-PSS-24	Wall Mount Cabinet 19 in (Rack Mt) x 36 in (48.3 x 91.4)	36 x 23 x 24 (91.4 x 58.4 x 60.9)	Plex	Solid	Solid	65/29.5	760095802
CW19-SVV-24	Wall Mount Cabinet 19 in (Rack Mt) x 36 in (48.3 x 91.4)	36 x 23 x 24 (91.4 x 58.4 x 60.9)	Solid	Vent	Vent	65/29.5	760095810
CW19-SVF-24	Wall Mount Cabinet 19 in (Rack Mt) x 36 in (48.3 x 91.4)	36 x 23 x 24 (91.4 x 58.4 x 60.9)	Solid	Vent	2 Fan	65/29.5	760095828
CW19-SSS-24	Wall Mount Cabinet 19 in (Rack Mt) x 36 in (48.3 x 91.4)	36 x 23 x 24 (91.4 x 58.4 x 60.9)	Solid	Solid	Solid	65/29.5	760095836
CW12-PWV-24	Wall Mount Cabinet 19 in (Rack Mt) x 24 in (48.3 x 60.9)	24 x 23 x 24 (60.9 x 58.4 x 60.9)	Plex	Vent	Vent	55/24.9	760095844
CW12-PVF-24	Wall Mount Cabinet 19 in (Rack Mt) x 24 in (48.3 x 60.9)	24 x 23 x 24 (60.9 x 58.4 x 60.9)	Plex	Vent	2 Fan	55/24.9	760095851
CW12-PSS-24	Wall Mount Cabinet 19 in (Rack Mt) x 24 in (48.3 x 60.9)	24 x 23 x 24 (60.9 x 58.4 x 60.9)	Plex	Solid	Solid	55/24.9	760095869
CW12-SVV-24	Wall Mount Cabinet 19 in (Rack Mt) x 24 in (48.3 x 60.9)	24 x 23 x 24 (60.9 x 58.4 x 60.9)	Solid	Vent	Vent	55/24.9	760095877
CW12-SVF-24	Wall Mount Cabinet 19 in (Rack Mt) x 24 in (48.3 x 60.9)	24 x 23 x 24 (60.9 x 58.4 x 60.9)	Solid	Vent	2 Fan	55/24.9	760095885
CW12-SSS-24	Wall Mount Cabinet 19 in (Rack Mt) x 24 in (48.3 x 60.9)	24 x 23 x 24 (60.9 x 58.4 x 60.9)	Solid	Solid	Solid	55/24.9	760095893

Heavy Duty Wall Mount Cabinets

Product Number	Detailed Description	H x W x D (cm)	Door	Sides	Top/Btm	Wt lbs/kg	Material ID
CW26-PWV-24HD	Wall Mount Cabinet 19 in (Rack Mt) x 48 in (48.3 x 121.9)	48 x 22 x 24 (121.9 x 55.9 x 60.9)	Plex	Vent	Vent	95/43.1	760095901
CW26-PVF-24HD	Wall Mount Cabinet 19 in (Rack Mt) x 48 in (48.3 x 121.9)	48 x 22 x 24 (121.9 x 55.9 x 60.9)	Plex	Vent	2 Fan	95/43.1	760095919
CW26-PSS-24HD	Wall Mount Cabinet 19 in (Rack Mt) x 48 in (48.3 x 121.9)	48 x 22 x 24 (121.9 x 55.9 x 60.9)	Plex	Solid	Solid	95/43.1	760095927
CW26-SVV-24HD	Wall Mount Cabinet 19 in (Rack Mt) x 48 in (48.3 x 121.9)	48 x 22 x 24 (121.9 x 55.9 x 60.9)	Solid	Vent	Vent	95/43.1	760095935
CW26-SVF-24HD	Wall Mount Cabinet 19 in (Rack Mt) x 48 in (48.3 x 121.9)	48 x 22 x 24 (121.9 x 55.9 x 60.9)	Solid	Vent	2 Fan	95/43.1	760095943
CW26-SSS-24HD	Wall Mount Cabinet 19 in (Rack Mt) x 48 in (48.3 x 121.9)	48 x 22 x 24 (121.9 x 55.9 x 60.9)	Solid	Solid	Solid	95/43.1	760095950
CW19-PWV-24HD	Wall Mount Cabinet 19 in (Rack Mt) x 36 in (48.3 x 91.4)	36 x 22 x 24 (91.4 x 55.9 x 60.9)	Plex	Vent	Vent	85/38.6	760095968
CW19-PVF-24HD	Wall Mount Cabinet 19 in (Rack Mt) x 36 in (48.3 x 91.4)	36 x 22 x 24 (91.4 x 55.9 x 60.9)	Plex	Vent	2 Fan	85/38.6	760095976
CW19-PSS-24HD	Wall Mount Cabinet 19 in (Rack Mt) x 36 in (48.3 x 91.4)	36 x 22 x 24 (91.4 x 55.9 x 60.9)	Plex	Solid	Solid	85/38.6	760095984
CW19-SVV-24HD	Wall Mount Cabinet 19 in (Rack Mt) x 36 in (48.3 x 91.4)	36 x 22 x 24 (91.4 x 55.9 x 60.9)	Solid	Vent	Vent	85/38.6	760095992
CW19-SVF-24HD	Wall Mount Cabinet 19 in (Rack Mt) x 36 in (48.3 x 91.4)	36 x 22 x 24 (91.4 x 55.9 x 60.9)	Solid	Vent	2 Fan	85/38.6	760096008
CW19-SSS-24HD	Wall Mount Cabinet 19 in (Rack Mt) x 36 in (48.3 x 91.4)	36 x 22 x 24 (91.4 x 55.9 x 60.9)	Solid	Solid	Solid	85/38.6	760096016
CW12-PWV-24HD	Wall Mount Cabinet 19 in (Rack Mt) x 24 in (48.3 x 60.9)	24 x 22 x 24 (60.9 x 55.9 x 60.9)	Plex	Vent	Vent	75/34.0	760096024
CW12-PVF-24HD	Wall Mount Cabinet 19 in (Rack Mt) x 24 in (48.3 x 60.9)	24 x 22 x 24 (60.9 x 55.9 x 60.9)	Plex	Vent	2 Fan	75/34.0	760096032
CW12-PSS-24HD	Wall Mount Cabinet 19 in (Rack Mt) x 24 in (48.3 x 60.9)	24 x 22 x 24 (60.9 x 55.9 x 60.9)	Plex	Solid	Solid	75/34.0	760096040
CW12-SVV-24HD	Wall Mount Cabinet 19 in (Rack Mt) x 24 in (48.3 x 60.9)	24 x 22 x 24 (60.9 x 55.9 x 60.9)	Solid	Vent	Vent	75/34.0	760096057
CW12-SVF-24HD	Wall Mount Cabinet 19 in (Rack Mt) x 24 in (48.3 x 60.9)	24 x 22 x 24 (60.9 x 55.9 x 60.9)	Solid	Vent	2 Fan	75/34.0	760096065
CW12-SSS-24HD	Wall Mount Cabinet 19 in (Rack Mt) x 24 in (48.3 x 60.9)	24 x 22 x 24 (60.9 x 55.9 x 60.9)	Solid	Solid	Solid	75/34.0	760096073

Enclosures

Racks

Rack Accessories

Cable Runway & Accessories

Cable Management

Power Strips

Wall Mount Cabinets

Server Cabinets

Network Cabinets

Wall Mount Cabinet Accessories

Catalog Number	Detailed Description	Wt lbs/kg	Material ID
CWFK1-120	Fan Kit, 1 Fan, 120VAC	3/1.3	760096081
CWFK2-120	Fan Kit, 2 Fans, 120VAC	6/2.7	760096099
CWLNFK1-120	Low Noise Fan Kit, 1 Fan, 120VAC	3/1.3	760096107
CWLNFK2-120	Low Noise Fan Kit, 2 Fans, 120VAC	6/2.7	760096115
CWFK2-220	Fan Kit, 2 Fans, 220VAC	6/2.7	760096123
CWFK2-48	Fan Kit, 2 Fans, 48VAC	6/2.7	760096131
CWFF	NEMA Fan Filter, 1 pc	1/0.4	760096149
CWTFC	Electronic Thermostat Fan Control	2/0.9	760096156
CWVRK-24	Wall Mount Cabinet, Equipment Vertical Rail Kit, 24"	6/2.7	760100214
CWVRK-36	Wall Mount Cabinet, Equipment Vertical Rail Kit, 36"	7/3.1	760100222
CWVRK-48	Wall Mount Cabinet, Equipment Vertical Rail Kit, 48"	8/3.6	760100230

Enclosures

Racks

Rack Accessories

Cable Runway & Accessories

Cable Management

Power Strips

Wall Mount Cabinets

Server Cabinets

Network Cabinets

Server Cabinets

CommScope Server Cabinets are multi-practice 19 in and/or ETSI enclosures ideal to house and protect computer servers and other mission-critical active equipment. Superior design features provide three point cable entry and easy cable access, even when two cabinets are bayed together. Easy-to-remove cladding means less labor while still ensuring security with internally lockable side panels and locking door latches that produce a 360 degree secure enclosure. Inter-cabinet patching is made possible by internal uprights set back into the cabinet.

X-Frame technology reduces installation time and provides instant access for cable installation. Cable can be pulled into position first, before the cabinet is located and fixed onto tiles, creating maximum “elbow room” to work and draw cable into place. Fully moveable 19 in mountable uprights (front and rear) allow for maximum flexibility.

Door ventilation design, with a 61.25% open area, supports hot and cold corridor air flow for superior thermal management.

CommScope Cabinets’ physical strength, thermal and security management solutions, combined with its depth options, make it an ideal enclosure for even the largest servers.

Features and Benefits:

- Supplied fully assembled
- 1000 kg/2200 lb capacity
- Patented X-Frame technology offers easy cable and equipment installation
- Accommodates all major servers on the market
- Cable management space is superior for 10 Gbps cable
- Future-proofed—can accommodate 19 in and ETSI equipment
- Unique door vent pattern provides excellent thermal management—61.25% open area
- Graded security to highest levels
- Application specific accessories
- Server cabinets come standard with RU markings
- 2 width options - 600 mm and 800 mm
- 2 depth options - 800 mm and 1000 mm
- 4 door options - glass, vented, solid and split doors

Standards:

- IEC 297-2
- DIN 41494, part 7
- DIN 41491, part 1 (mounting dimensions)
- EN 60950
- VDE 0100



Cabinet with Vented Door

- Enclosures
- Racks
- Rack Accessories
- Cable Runway & Accessories
- Cable Management
- Power Strips
- Wall Mount Cabinets
- Server Cabinets**
- Network Cabinets

Server Cabinet Builds with Glass Vented Front Doors and Double Vented Rear Doors

Product Number	Detailed Description	Front Door	Rear Door	Material ID
SC 42U 6X8 GVF DVR WS	Server Cabinet 42U 600 x 800, Vented Glass Front, Double Vented Rear	Glass, Vented	Steel, Vented Double	760078089
SC 42U 6X8 GVF DVR WoS	Server Cabinet 42U 600 x 800, Vented Glass Front, Double Vented Rear, Additional Bay	Glass, Vented	Steel, Vented Double	760078097
SC 42U 6X10 GVF DVR WS	Server Cabinet 42U 600 x 1000, Vented Glass Front, Double Vented Rear	Glass, Vented	Steel, Vented Double	760078105
SC 42U 6X10 GVF DVR WoS	Server Cabinet 42U 600 x 1000, Vented Glass Front, Double Vented Rear, Additional Bay	Glass, Vented	Steel, Vented Double	760078113
SC 42U 8X8 GVF DVR WS	Server Cabinet 42U 800 x 800, Vented Glass Front, Double Vented Rear	Glass, Vented	Steel, Vented Double	760078121
SC 42U 8X8 GVF DVR WoS	Server Cabinet 42U 800 x 800, Vented Glass Front, Double Vented Rear, Additional Bay	Glass, Vented	Steel, Vented Double	760078139
SC 42U 8X10 GVF DVR WS	Server Cabinet 42U 800 x 1000, Vented Glass Front, Double Vented Rear	Glass, Vented	Steel, Vented Double	760078147
SC 42U 8X10 GVF DVR WoS	Server Cabinet 42U 800 x 1000, Vented Glass Front, Double Vented Rear, Additional Bay	Glass, Vented	Steel, Vented Double	760078154
SC 45U 6X8 GVF DVR WS	Server Cabinet 45U 600 x 800, Vented Glass Front, Double Vented Rear	Glass, Vented	Steel, Vented Double	760099630
SC 45U 6X8 GVF DVR WoS	Server Cabinet 45U 600 x 800, Vented Glass Front, Double Vented Rear, Additional Bay	Glass, Vented	Steel, Vented Double	760099648
SC 45U 6X10 GVF DVR WS	Server Cabinet 45U 600 x 1000, Vented Glass Front, Double Vented Rear	Glass, Vented	Steel, Vented Double	760099655
SC 45U 6X10 GVF DVR WoS	Server Cabinet 45U 600 x 1000, Vented Glass Front, Double Vented Rear, Additional Bay	Glass, Vented	Steel, Vented Double	760099663
SC 45U 8X8 GVF DVR WS	Server Cabinet 45U 800 x 800, Vented Glass Front, Double Vented Rear	Glass, Vented	Steel, Vented Double	760099671
SC 45U 8X8 GVF DVR WoS	Server Cabinet 45U 800 x 800, Vented Glass Front, Double Vented Rear, Additional Bay	Glass, Vented	Steel, Vented Double	760099689
SC 45U 8X10 GVF DVR WS	Server Cabinet 45U 800 x 1000, Vented Glass Front, Double Vented Rear	Glass, Vented	Steel, Vented Double	760099697
SC 45U 8X10 GVF DVR WoS	Server Cabinet 45U 800 x 1000, Vented Glass Front, Double Vented Rear, Additional Bay	Glass, Vented	Steel, Vented Double	760099705

- Enclosures
- Racks
- Rack Accessories
- Cable Runway & Accessories
- Cable Management
- Power Strips
- Wall Mount Cabinets
- Server Cabinets**
- Network Cabinets

Server Cabinets continued

Product Number	Detailed Description	Front Door	Rear Door	Material ID
SC 47U 6X8 GVF DVR WS	Server Cabinet 47U 600 x 800, Vented Glass Front, Double Vented Rear	Glass, Vented	Steel, Vented Double	760093856
SC 47U 6X8 GVF DVR WoS	Server Cabinet 47U 600 x 800, Vented Glass Front, Double Vented Rear, Additional Bay	Glass, Vented	Steel, Vented Double	760093864
SC 47U 6X10 GVF DVR WS	Server Cabinet 47U 600 x 1000, Vented Glass Front, Double Vented Rear	Glass, Vented	Steel, Vented Double	760093872
SC 47U 6X10 GVF DVR WoS	Server Cabinet 47U 600 x 1000, Vented Glass Front, Double Vented Rear, Additional Bay	Glass, Vented	Steel, Vented Double	760093880
SC 47U 8X8 GVF DVR WS	Server Cabinet 47U 800 x 800, Vented Glass Front, Double Vented Rear	Glass, Vented	Steel, Vented Double	760093898
SC 47U 8X8 GVF DVR WoS	Server Cabinet 47U 800 x 800, Vented Glass Front, Double Vented Rear, Additional Bay	Glass, Vented	Steel, Vented Double	760093906
SC 47U 8X10 GVF DVR WS	Server Cabinet 47U 800 x 1000, Vented Glass Front, Double Vented Rear	Glass, Vented	Steel, Vented Double	760093914
SC 47U 8X10 GVF DVR WoS	Server Cabinet 47U 800 x 1000, Vented Glass Front, Double Vented Rear, Additional Bay	Glass, Vented	Steel, Vented Double	760093922

WS = Cabinet Frame, Side Panels, Vented Top Panel and Associated Hardware

WoS = Cabinet Frame, Vented Top Panel and Associated Hardware. Does not include side panels.

Hardware Included

Quantity	Description	Quantity	Description
4	earthing squids (fitted)	40	plastic cup washers
40	earthing cage nuts	4	adjustable feet
40	M6 x 18 cheese head pozi front panel screws		All necessary attachment points (fitted) M6 primary earthing point (fitted)

Hardware Included with Additional Bay - 1 Baying Kit

Quantity	Description
8	baying brackets
4	M6 screws
4	M6 nuts

Enclosures

Racks

Rack Accessories

Cable Runway & Accessories

Cable Management

Power Strips

Wall Mount Cabinets

Server Cabinets

Network Cabinets

Server Cabinet Builds with Glass Vented Front Doors and Single Vented Rear Doors

Product Number	Detailed Description	Front Door	Rear Door	Material ID
SC 42U 6X8 GVF SVR WS	Server Cabinet 42U 600 x 800, Vented Glass Front, Single Vented Rear	Glass, Vented	Steel, Vented	760077925
SC 42U 6X8 GVF SVR WoS	Server Cabinet 42U 600 x 800, Vented Glass Front, Single Vented Rear, Additional Bay	Glass, Vented	Steel, Vented	760077933
SC 42U 6X10 GVF SVR WS	Server Cabinet 42U 600 x 1000, Vented Glass Front, Single Vented Rear	Glass, Vented	Steel, Vented	760077941
SC 42U 6X10 GVF SVR WoS	Server Cabinet 42U 600 x 1000, Vented Glass Front, Single Vented Rear, Additional Bay	Glass, Vented	Steel, Vented	760077958
SC 42U 8X8 GVF SVR WS	Server Cabinet 42U 800 x 800, Vented Glass Front, Single Vented Rear	Glass, Vented	Steel, Vented	760077966
SC 42U 8X8 GVF SVR WoS	Server Cabinet 42U 800 x 800, Vented Glass Front, Single Vented Rear, Additional Bay	Glass, Vented	Steel, Vented	760077974
SC 42U 8X10 GVF SVR WS	Server Cabinet 42U 800 x 1000, Vented Glass Front, Single Vented Rear	Glass, Vented	Steel, Vented	760077982
SC 42U 8X10 GVF SVR WoS	Server Cabinet 42U 800 x 1000, Vented Glass Front, Single Vented Rear, Additional Bay	Glass, Vented	Steel, Vented	760077990
SC 45U 6X8 GVF SVR WS	Server Cabinet 45U 600 x 800, Vented Glass Front, Single Vented Rear	Glass, Vented	Steel, Vented	760099796
SC 45U 6X8 GVF SVR WoS	Server Cabinet 45U 600 x 800, Vented Glass Front, Single Vented Rear, Additional Bay	Glass, Vented	Steel, Vented	760099804
SC 45U 6X10 GVF SVR WS	Server Cabinet 45U 600 x 1000, Vented Glass Front, Single Vented Rear	Glass, Vented	Steel, Vented	760099812
SC 45U 6X10 GVF SVR WoS	Server Cabinet 45U 600 x 1000, Vented Glass Front, Single Vented Rear, Additional Bay	Glass, Vented	Steel, Vented	760099820
SC 45U 8X8 GVF SVR WS	Server Cabinet 45U 800 x 800, Vented Glass Front, Single Vented Rear	Glass, Vented	Steel, Vented	760099838
SC 45U 8X8 GVF SVR WoS	Server Cabinet 45U 800 x 800, Vented Glass Front, Single Vented Rear, Additional Bay	Glass, Vented	Steel, Vented	760099846
SC 45U 8X10 GVF SVR WS	Server Cabinet 45U 800 x 1000, Vented Glass Front, Single Vented Rear	Glass, Vented	Steel, Vented	760099853
SC 45U 8X10 GVF SVR WoS	Server Cabinet 45U 800 x 1000, Vented Glass Front, Single Vented Rear, Additional Bay	Glass, Vented	Steel, Vented	760099861

Enclosures

Racks

Rack Accessories

Cable Runway & Accessories

Cable Management

Power Strips

Wall Mount Cabinets

Server Cabinets

Network Cabinets

Server Cabinets continued

Product Number	Detailed Description	Front Door	Rear Door	Material ID
SC 47U 6X8 GVF SVR WS	Server Cabinet 47U 600 x 800, Vented Glass Front, Single Vented Rear	Glass, Vented	Steel, Vented	760093690
SC 47U 6X8 GVF SVR WoS	Server Cabinet 47U 600 x 800, Vented Glass Front, Single Vented Rear, Additional Bay	Glass, Vented	Steel, Vented	760093708
SC 47U 6X10 GVF SVR WS	Server Cabinet 47U 600 x 1000, Vented Glass Front, Single Vented Rear	Glass, Vented	Steel, Vented	760093716
SC 47U 6X10 GVF SVR WoS	Server Cabinet 47U 600 x 1000, Vented Glass Front, Single Vented Rear, Additional Bay	Glass, Vented	Steel, Vented	760093724
SC 47U 8X8 GVF SVR WS	Server Cabinet 47U 800 x 800, Vented Glass Front, Single Vented Rear	Glass, Vented	Steel, Vented	760093732
SC 47U 8X8 GVF SVR WoS	Server Cabinet 47U 800 x 800, Vented Glass Front, Single Vented Rear, Additional Bay	Glass, Vented	Steel, Vented	760093740
SC 47U 8X10 GVF SVR WS	Server Cabinet 47U 800 x 1000, Vented Glass Front, Single Vented Rear	Glass, Vented	Steel, Vented	760093757
SC 47U 8X10 GVF SVR WoS	Server Cabinet 47U 800 x 1000, Vented Glass Front, Single Vented Rear, Additional Bay	Glass, Vented	Steel, Vented	760093765

WS = Cabinet Frame, Side Panels, Vented Top Panel and Associated Hardware
 WoS = Cabinet Frame, Vented Top Panel and Associated Hardware. Does not include side panels.

Hardware Included

Quantity	Description	Quantity	Description
4	earthing squids (fitted)	40	plastic cup washers
40	earthing cage nuts	4	adjustable feet
40	M6 x 18 cheese head pozi front panel screws		All necessary attachment points (fitted)
			M6 primary earthing point (fitted)

Hardware Included with Additional Bay - 1 Baying Kit

Quantity	Description
8	baying brackets
4	M6 screws
4	M6 nuts



Enclosures

Racks

Rack Accessories

Cable Runway & Accessories

Cable Management

Power Strips

Wall Mount Cabinets

Server Cabinets

Network Cabinets

Server Cabinet Builds with Steel Vented Front Doors and Double Vented Rear Doors

Product Number	Detailed Description	Front Door	Rear Door	Material ID
SC 42U 6X8 SVF DVR WS	Server Cabinet 42U 600 x 800, Vented Steel Front, Double Vented Rear	Steel, Vented	Steel, Vented Double	760078162
SC 42U 6X8 SVF DVR WoS	Server Cabinet 42U 600 x 800, Vented Steel Front, Double Vented Rear, Additional Bay	Steel, Vented	Steel, Vented Double	760078170
SC 42U 6X10 SVF DVR WS	Server Cabinet 42U 600 x 1000, Vented Steel Front, Double Vented Rear	Steel, Vented	Steel, Vented Double	760078188
SC 42U 6X10 SVF DVR WoS	Server Cabinet 42U 600 x 1000, Vented Steel Front, Double Vented Rear, Additional Bay	Steel, Vented	Steel, Vented Double	760078196
SC 42U 8X8 SVF DVR WS	Server Cabinet 42U 800 x 800, Vented Steel Front, Double Vented Rear	Steel, Vented	Steel, Vented Double	760078204
SC 42U 8X8 SVF DVR WoS	Server Cabinet 42U 800 x 800, Vented Steel Front, Double Vented Rear, Additional Bay	Steel, Vented	Steel, Vented Double	760078212
SC 42U 8X10 SVF DVR WS	Server Cabinet 42U 800 x 1000, Vented Steel Front, Double Vented Rear	Steel, Vented	Steel, Vented Double	760078220
SC 42U 8X10 SVF DVR WoS	Server Cabinet 42U 800 x 1000, Vented Steel Front, Double Vented Rear, Additional Bay	Steel, Vented	Steel, Vented Double	760078238
SC 45U 6X8 SVF DVR WS	Server Cabinet 45U 600 x 800, Vented Steel Front, Double Vented Rear	Steel, Vented	Steel, Vented Double	760099713
SC 45U 6X8 SVF DVR WoS	Server Cabinet 45U 600 x 800, Vented Steel Front, Double Vented Rear, Additional Bay	Steel, Vented	Steel, Vented Double	760099721
SC 45U 6X10 SVF DVR WS	Server Cabinet 45U 600 x 1000, Vented Steel Front, Double Vented Rear	Steel, Vented	Steel, Vented Double	760099739
SC 45U 6X10 SVF DVR WoS	Server Cabinet 45U 600 x 1000, Vented Steel Front, Double Vented Rear, Additional Bay	Steel, Vented	Steel, Vented Double	760099747
SC 45U 8X8 SVF DVR WS	Server Cabinet 45U 800 x 800, Vented Steel Front, Double Vented Rear	Steel, Vented	Steel, Vented Double	760099754
SC 45U 8X8 SVF DVR WoS	Server Cabinet 45U 800 x 800, Vented Steel Front, Double Vented Rear, Additional Bay	Steel, Vented	Steel, Vented Double	760099762
SC 45U 8X10 SVF DVR WS	Server Cabinet 45U 800 x 1000, Vented Steel Front, Double Vented Rear	Steel, Vented	Steel, Vented Double	760099770
SC 45U 8X10 SVF DVR WoS	Server Cabinet 45U 800 x 1000, Vented Steel Front, Double Vented Rear, Additional Bay	Steel, Vented	Steel, Vented Double	760099788

- Enclosures
- Racks
- Rack Accessories
- Cable Runway & Accessories
- Cable Management
- Power Strips
- Wall Mount Cabinets
- Server Cabinets**
- Network Cabinets

Server Cabinets continued

Product Number	Detailed Description	Front Door	Rear Door	Material ID
SC 47U 6X8 SVF DVR WS	Server Cabinet 47U 600 x 800, Vented Steel Front, Double Vented Rear	Steel, Vented	Steel, Vented Double	760093930
SC 47U 6X8 SVF DVR WoS	Server Cabinet 45U 600 x 800, Vented Steel Front, Double Vented Rear, Additional Bay	Steel, Vented	Steel, Vented Double	760093948
SC 47U 6X10 SVF DVR WS	Server Cabinet 47U 600 x 1000, Vented Steel Front, Double Vented Rear	Steel, Vented	Steel, Vented Double	760093955
SC 47U 6X10 SVF DVR WoS	Server Cabinet 47U 600 x 1000, Vented Steel Front, Double Vented Rear, Additional Bay	Steel, Vented	Steel, Vented Double	760093963
SC 47U 8X8 SVF DVR WS	Server Cabinet 47U 800 x 800, Vented Steel Front, Double Vented Rear	Steel, Vented	Steel, Vented Double	760093971
SC 47U 8X8 SVF DVR WoS	Server Cabinet 47U 800 x 800, Vented Steel Front, Double Vented Rear, Additional Bay	Steel, Vented	Steel, Vented Double	760093989
SC 47U 8X10 SVF DVR WS	Server Cabinet 47U 800 x 1000, Vented Steel Front, Double Vented Rear	Steel, Vented	Steel, Vented Double	760093997
SC 47U 8X10 SVF DVR WoS	Server Cabinet 47U 800 x 1000, Vented Steel Front, Double Vented Rear, Additional Bay	Steel, Vented	Steel, Vented Double	760094003

WS = Cabinet Frame, Side Panels, Vented Top Panel and Associated Hardware

WoS = Cabinet Frame, Vented Top Panel and Associated Hardware. Does not include side panels.

Hardware Included

Quantity	Description	Quantity	Description
4	earthing squids (fitted)	40	plastic cup washers
40	earthing cage nuts	4	adjustable feet
40	M6 x 18 cheese head pozi front panel screws		All necessary attachment points (fitted)
			M6 primary earthing point (fitted)

Hardware Included with Additional Bay - 1 Baying Kit

Quantity	Description
8	baying brackets
4	M6 screws
4	M6 nuts



Enclosures

Racks

Rack Accessories

Cable Runway & Accessories

Cable Management

Power Strips

Wall Mount Cabinets

Server Cabinets

Network Cabinets

Server Cabinet Builds with Steel Vented Front Doors and Single Vented Rear Doors

Product Number	Detailed Description	Front Door	Rear Door	Material ID
SC 42U 6X8 SVF SVR WS	Server Cabinet 42U 600 x 800, Vented Steel Front, Single Vented Rear	Steel, Vented	Steel, Vented	760078006
SC 42U 6X8 SVF SVR WoS	Server Cabinet 42U 600 x 800, Vented Steel Front, Single Vented Rear, Additional Bay	Steel, Vented	Steel, Vented	760078014
SC 42U 6X10 SVF SVR WS	Server Cabinet 42U 600 x 1000, Vented Steel Front, Single Vented Rear	Steel, Vented	Steel, Vented	760078022
SC 42U 6X10 SVF SVR WoS	Server Cabinet 42U 600 x 1000, Vented Steel Front, Single Vented Rear, Additional Bay	Steel, Vented	Steel, Vented	760078030
SC 42U 8X8 SVF SVR WS	Server Cabinet 42U 800 x 800, Vented Steel Front, Single Vented Rear	Steel, Vented	Steel, Vented	760078048
SC 42U 8X8 SVF SVR WoS	Server Cabinet 42U 800 x 800, Vented Steel Front, Single Vented Rear, Additional Bay	Steel, Vented	Steel, Vented	760078055
SC 42U 8X10 SVF SVR WS	Server Cabinet 42U 800 x 1000, Vented Steel Front, Single Vented Rear	Steel, Vented	Steel, Vented	760078063
SC 42U 8X10 SVF SVR WoS	Server Cabinet 42U 800 x 1000, Vented Steel Front, Single Vented Rear, Additional Bay	Steel, Vented	Steel, Vented	760078071
SC 45U 6X8 SVF SVR WS	Server Cabinet 45U 600 x 800, Vented Steel Front, Single Vented Rear	Steel, Vented	Steel, Vented	760099879
SC 45U 6X8 SVF SVR WoS	Server Cabinet 45U 600 x 800, Vented Steel Front, Single Vented Rear, Additional Bay	Steel, Vented	Steel, Vented	760099867
SC 45U 6X10 SVF SVR WS	Server Cabinet 45U 600 x 1000, Vented Steel Front, Single Vented Rear	Steel, Vented	Steel, Vented	760099895
SC 45U 6X10 SVF SVR WoS	Server Cabinet 45U 600 x 1000, Vented Steel Front, Single Vented Rear, Additional Bay	Steel, Vented	Steel, Vented	760099903
SC 45U 8X8 SVF SVR WS	Server Cabinet 45U 800 x 800, Vented Steel Front, Single Vented Rear	Steel, Vented	Steel, Vented	760099911
SC 45U 8X8 SVF SVR WoS	Server Cabinet 45U 800 x 800, Vented Steel Front, Single Vented Rear, Additional Bay	Steel, Vented	Steel, Vented	760099929
SC 45U 8X10 SVF SVR WS	Server Cabinet 45U 800 x 1000, Vented Steel Front, Single Vented Rear	Steel, Vented	Steel, Vented	760099937
SC 45U 8X10 SVF SVR WoS	Server Cabinet 45U 800 x 1000, Vented Steel Front, Single Vented Rear, Additional Bay	Steel, Vented	Steel, Vented	760099945

- Enclosures
- Racks
- Rack Accessories
- Cable Runway & Accessories
- Cable Management
- Power Strips
- Wall Mount Cabinets
- Server Cabinets**
- Network Cabinets

Server Cabinets continued

Product Number	Detailed Description	Front Door	Rear Door	Material ID
SC 47U 6X8 SVF SVR WS	Server Cabinet 47U 600 x 800, Vented Steel Front, Single Vented Rear	Steel, Vented	Steel, Vented	760093773
SC 47U 6X8 SVF SVR WoS	Server Cabinet 47U 600 x 800, Vented Steel Front, Single Vented Rear, Additional Bay	Steel, Vented	Steel, Vented	760093781
SC 47U 6X10 SVF SVR WS	Server Cabinet 47U 600 x 1000, Vented Steel Front, Single Vented Rear	Steel, Vented	Steel, Vented	760093799
SC 47U 6X10 SVF SVR WoS	Server Cabinet 47U 600 x 1000, Vented Steel Front, Single Vented Rear, Additional Bay	Steel, Vented	Steel, Vented	760093807
SC 47U 8X8 SVF SVR WS	Server Cabinet 47U 800 x 800, Vented Steel Front, Single Vented Rear	Steel, Vented	Steel, Vented	760093815
SC 47U 8X8 SVF SVR WoS	Server Cabinet 47U 800 x 800, Vented Steel Front, Single Vented Rear, Additional Bay	Steel, Vented	Steel, Vented	760093823
SC 47U 8X10 SVF SVR WS	Server Cabinet 47U 800 x 1000, Vented Steel Front, Single Vented Rear	Steel, Vented	Steel, Vented	760093831
SC 47U 8X10 SVF SVR WoS	Server Cabinet 47U 800 x 1000, Vented Steel Front, Single Vented Rear, Additional Bay	Steel, Vented	Steel, Vented	760093849

WS = Cabinet Frame, Side Panels, Vented Top Panel and Associated Hardware
 WoS = Cabinet Frame, Vented Top Panel and Associated Hardware. Does not include side panels.

Hardware Included

Quantity	Description	Quantity	Description
4	earthing squids (fitted)	40	plastic cup washers
40	earthing cage nuts	4	adjustable feet
40	M6 x 18 cheese head pozi front panel screws		All necessary attachment points (fitted)
			M6 primary earthing point (fitted)

Hardware Included with Additional Bay - 1 Baying Kit

Quantity	Description
8	baying brackets
4	M6 screws
4	M6 nuts



X-Frame Top View



X-Frame Bottom View

Enclosures

Racks

Rack Accessories

Cable Runway & Accessories

Cable Management

Power Strips

Wall Mount Cabinets

Server Cabinets

Network Cabinets

Accessories

Frames

Product Number	Detailed Description	Material ID
SC 42U 6X8 FRAME	Server Cabinet Frame 42U 600 x 800	760078246
SC 42U 6X10 FRAME	Server Cabinet Frame 42U 600 x 1000	760078253
SC 42U 8X8 FRAME	Server Cabinet Frame 42U 800 x 800	760078261
SC 42U 8X10 FRAME	Server Cabinet Frame 42U 800 x 1000	760078279
SC 45U 6X8 FRAME	Server Cabinet Frame 45U 600 x 800	760101170
SC 45U 6X10 FRAME	Server Cabinet Frame 45U 600 x 1000	760101188
SC 45U 8X8 FRAME	Server Cabinet Frame 45U 800 x 800	760101196
SC 45U 8X10 FRAME	Server Cabinet Frame 45U 800 x 1000	760101204
SC 47U 6X8 FRAME	Server Cabinet Frame 47U 600 x 800	760098640
SC 47U 6X10 FRAME	Server Cabinet Frame 47U 600 x 1000	760098657
SC 47U 8X8 FRAME	Server Cabinet Frame 47U 800 x 800	760098665
SC 47U 8X10 FRAME	Server Cabinet Frame 47U 800 x 1000	760098673



200mm Extensions

Product Number	Detailed Description	Material ID
EXTEN CAB 42U X 600	200mm Extension Frame 42U x 600 Wide	760091140
EXTEN CAB 42U X 800	200mm Extension Frame 42U x 800 Wide	760091157
EXTEN CAB 45U X 600	200mm Extension Frame 45U x 600 Wide	760107045
EXTEN CAB 45U X 800	200mm Extension Frame 45U x 800 Wide	760107052
EXTEN CAB 47U X 600	200mm Extension Frame 47U x 600 Wide	760091165
EXTEN CAB 47U X 800	200mm Extension Frame 47U x 800 Wide	760091173

Cable Management Modules

Product Number	Detailed Description	Material ID
CM 42U 200X1000 LH WoD	42U x 200 Wide x 1000 Deep LH Module No Doors	760096560
CM 42U 200X1000 RH WoD	42U x 200 Wide x 1000 Deep RH Module No Doors	760102228
CM 42U 200X1000 C WoD	42U x 200 Wide x 1000 Deep Center Module No Doors	760102236
CM 42U 200X1000 LH WD	42U x 200 Wide x 1000 Deep LH Cable End Module With Doors	760096552
CM 42U 200X1000 RH WD	42U x 200 Wide x 1000 Deep RH Cable End Module With Doors	760101279
CM 42U 200X1000 C WD	42U x 200 Wide x 1000 Deep Cable Center Module With Doors	760101378
CM 45U 162X1000 LH WD	45U x 162 Wide x 1000 Deep LH Cable End Module with Doors	760100099
CM 45U 162X1000 RH WD	45U x 162 Wide x 1000 Deep RH Cable End Module with Doors	760101113
CM 45U 162X1000 C WD	45U x 162 Wide x 1000 Deep Cable Center Module with Doors	760100107

- Enclosures
- Racks
- Rack Accessories
- Cable Runway & Accessories
- Cable Management
- Power Strips
- Wall Mount Cabinets
- Server Cabinets
- Network Cabinets

Accessories

Front and Rear Doors

Product Number	Detailed Description	Material ID
DR VGL 42U 600 3PL	42U x 600 Vent Glass Door - 3 Point Lock	760079053
DR VGL 42U 800 3PL	42U x 800 Vent Glass Door - 3 Point Lock	760079061
DR GL 42U 600 3PL	42U x 600 Plain Glass Door - 3 Point Lock	760079079
DR GL 42U 800 3PL	42U x 800 Plain Glass Door - 3 Point Lock	760079087
DR VS 42U 600 3PL	42U x 600 Vent Steel Door - 3 Point Lock	760079095
DR VS 42U 800 3PL	42U x 800 Vent Steel Door - 3 Point Lock	760079103
DR ST 42U 600 3PL	42U x 600 Plain Steel Door - 3 Point Lock	760079111
DR ST 42U 800 3PL	42U x 800 Plain Steel Door - 3 Point Lock	760079129
DR VD 42U 600 2PL	42U x 600 Vent Double Door - 2 Point Lock	760079137
DR VD 42U 800 2PL	42U x 800 Vent Double Door - 2 Point Lock	760079145
DR GL 45U 600 1PL	45U x 600 Plain Glass Door - 1 Point Lock	760101758
DR GL 45U 800 1PL	45U x 800 Plain Glass Door - 1 Point Lock	760101766
DR ST 45U 600 1PL	45U x 600 Plain Steel Door - 1 Point Lock	760101774
DR ST 45U 800 1PL	45U x 800 Plain Steel Door - 1 Point Lock	760101782
DR VGL 45U 600 3PL	45U x 600 Vent Glass Door - 3 Point Lock	760101790
DR VGL 45U 800 3PL	45U x 800 Vent Glass Door - 3 Point Lock	760101808
DR GL 45U 600 3PL	45U x 600 Plain Glass Door - 3 Point Lock	760101816
DR GL 45U 800 3PL	45U x 800 Plain Glass Door - 3 Point Lock	760101824
DR VS 45U 600 3PL	45U x 600 Vent Steel Door - 3 Point Lock	760101832
DR VS 45U 800 3PL	45U x 800 Vent Steel Door - 3 Point Lock	760101840
DR ST 45U 600 3PL	45U x 600 Plain Steel Door - 3 Point Lock	760101857
DR ST 45U 800 3PL	45U x 800 Plain Steel Door - 3 Point Lock	760101865
DR VD 45U 600 2PL	45U x 600 Vent Double Door - 2 Point Lock	760101873
DR VD 45U 800 2PL	45U x 800 Vent Double Door - 2 Point Lock	760101881
DR GL 47U 600 1PL	47U x 600 Plain Glass Door - 1 Point Lock	760094177
DR GL 47U 800 1PL	47U x 800 Plain Glass Door - 1 Point Lock	760094185
DR ST 47U 600 1PL	47U x 600 Plain Steel Door - 1 Point Lock	760094193
DR ST 47U 800 1PL	47U x 800 Plain Steel Door - 1 Point Lock	760094201
DR VGL 47U 600 3PL	47U x 600 Vent Glass Door - 3 Point Lock	760094219
DR VGL 47U 800 3PL	47U x 800 Vent Glass Door - 3 Point Lock	760094227
DR GL 47U 600 3PL	47U x 600 Plain Glass Door - 3 Point Lock	760094235
DR GL 47U 800 3PL	47U x 800 Plain Glass Door - 3 Point Lock	760094243
DR VS 47U 600 3PL	47U x 600 Vent Steel Door - 3 Point Lock	760094250
DR VS 47U 800 3PL	47U x 800 Vent Steel Door - 3 Point Lock	760094268
DR ST 47U 600 3PL	47U x 600 Plain Steel Door - 3 Point Lock	760094276
DR ST 47U 800 3PL	47U x 800 Plain Steel Door - 3 Point Lock	760094284
DR VD 47U 600 2PL	47U x 600 Vent Double Door - 2 Point Lock	760094292
DR VD 47U 800 2PL	47U x 800 Vent Double Door - 2 Point Lock	760094300

Enclosures

Racks

Rack Accessories

Cable Runway & Accessories

Cable Management

Power Strips

Wall Mount Cabinets

Server Cabinets

Network Cabinets



Accessories

Extended Rear Doors

Product Number	Detailed Description	Material ID
DR VS 50EXT 42U 600 3PL LH	Extended Door, 42U x 600 Wide, LH Hinged-Vented	760103267
DR VS 50EXT 42U 800 3PL LH	Extended Door, 42U x 800 Wide, LH Hinged-Vented	760096586
DR VS 50EXT 45U 600 3PL LH	Extended Door, 45U x 600 Wide, LH Hinged-Vented	760103275
DR VS 50EXT 45U 800 3PL LH	Extended Door, 42U x 800 Wide, LH Hinged-Vented	760103283

Side Panels

Product Number	Detailed Description	Material ID
SP 42U 800D	Side Panel Kit of (2), 42U x 800	760079194
SP 42U 1000D	Side Panel Kit of (2), 42U x 1000	760079202
SP 45U 800D	Side Panel Kit of (2), 45U x 800	760101907
SP 45U 1000D	Side Panel Kit of (2), 45U x 1000	760101915
SP 47U 600D	Side Panel Kit of (2), 47U x 600	760094318
SP 47U 800D	Side Panel Kit of (2), 47U x 800	760094326
SP 47U 1000D	Side Panel Kit of (2), 47U x 1000	760094334

Divider Panels

Product Number	Detailed Description	Material ID
DP 42U 800D	42U x 800 Deep Divider Panel	760079210
DP 42U 1000D	42U x 1000 Deep Divider Panel	760079228
DP 45U 800D	45U x 800 Deep Divider Panel	760102293
DP 45U 1000D	45U x 1000 Deep Divider Panel	760102301
DP 47U 800D	47U x 800 Deep Divider Panel	760082834
DP 47U 1000D	47U x 1000 Deep Divider Panel	760082859

Top Panels

Product Number	Detailed Description	Material ID
TPV 6X8	600 W x 800 D Vent Top Panel	760079244
TPV 6X10	600 W x 1000 D Vent Top Panel	760079251
TPV 8X8	800 W x 800 Deep Vent Top Panel	760079277
TPV 8X10	800 W x 1000 D Vent Top Panel	760079285
TPP 6X8	600 W x 800 D Plain Top Panel	760079301
TPP 6X10	600 W x 1000 D Plain Top Panel	760079319
TPP 8X8	800 W x 800 D Plain Top Panel	760079335
TPP 8X10	800 W x 1000 D Plain Top Panel	760079343

Enclosures

Racks

Rack Accessories

Cable Runway & Accessories

Cable Management

Power Strips

Wall Mount Cabinets

Server Cabinets

Network Cabinets



Adjustable Foot Spacer

Accessories

Adjustable Feet

Product Number	Detailed Description	Material ID
ADJ FT	Adjustable Feet - Pack of 4	760079350
BDCLAMP	Bolt Down Clamps - Pack of 4	760079376
ADJ FT SPACR	Adjustable Foot Spacer - Pack of 4	760079384

Heavy Duty Castors

Product Number	Detailed Description	Material ID
HVY DTY CASTOR	Heavy Duty Castors - Server Frame Only - Pack of 4	760079392

Baying Kits

Product Number	Detailed Description	Material ID
BAYKIT	Baying Kit	760079400
HBT 800D	800 mm Deep Horizontal Baying Trim	760079426
HBT 1000D	1000 mm Deep Horizontal Baying Trim	760079434



600 x 800 Non Vented 100 mm Plinth (6x8 NV 100M PLINTH)

100 mm Plinths

Product Number	Detailed Description	Material ID
6X8 NV 100M PLINTH	600 x 800 Non Vented 100 mm Plinth	760080150
6X10 NV 100M PLINTH	600 x 1000 Non Vented 100 mm Plinth	760080168
8X8 NV 100M PLINTH	800 x 800 Non Vented 100 mm Plinth	760080184
8X10 NV 100M PLINTH	800 x 1000 Non Vented 100 mm Plinth	760080192



600 W x 800 D and 800 W x 800 D Server Frame Raft System (6x8, 8x8 SC RAFT)



600 W Raft / Split Door Cross Beam (6WR SDCB)

Floor Tile Replacement Plinth

Product Number	Detailed Description	Material ID
6WR SDCB	600 W Raft / Split Door Cross Beam	760079491
8WR SDCB	800 W Raft / Split Door Cross Beam	760079509
6X8, 8X8 SC RAFT	600 W x 800 D and 800 W x 800 D Server Frame Raft System	760079517
6X10, 8X10 SC RAFT	600 W x 1000 D and 800 W x 1000 D Server Frame Raft System	760079525

- Enclosures
- Racks
- Rack Accessories
- Cable Runway & Accessories
- Cable Management
- Power Strips
- Wall Mount Cabinets
- Server Cabinets
- Network Cabinets

- Enclosures
- Racks
- Rack Accessories
- Cable Runway & Accessories
- Cable Management
- Power Strips
- Wall Mount Cabinets
- Server Cabinets**
- Network Cabinets

Accessories

PDU Mounting Panel

Product Number	Detailed Description	Material ID
42U 150MM PDP	42U x 200 Cable / PDP Panel	760079533
45U 150MM PDP	45U x 200 Cable / PDP Panel	760102285
47U 150MM PDP	47U x 200 Cable / PDP Panel	760082800

Top Cable Management

Product Number	Detailed Description	Material ID
TOP SIDE BRUSH	Top Panel Side Brush Entry	760079541
TOP REAR BRUSH	Top Panel Rear Brush Entry	760079558

Filler Panels

Product Number	Detailed Description	Material ID
1U FP 12PK	1U x 19 in Front Panel - Pack of 12	760079731
2U FP 12PK	2U x 19 in Front Panel - Pack of 12	760079749
3U FP 6PK	3U x 19 in Front Panel - Pack of 6	760079756
4U FP 6PK	4U x 19 in Front Panel - Pack of 6	760079764
5U FP 6PK	5U x 19 in Front Panel - Pack of 6	760079772
10U FP 2PK	10U x 19 in Front Panel - Pack of 2	760079780
2U VFP 12PK	2U x 19 in Vented Front Panel - Pack of 12	760079798
4U VFP 6PK	4U x 19 in Vented Front Panel - Pack of 6	760079806
MPP Various Sizes	Multi Pack of Panels 2x1U, 1x2U, 1x3U, 1x4U and 1x5U	760079814



Quick Release Blank Panels

Product Number	Detailed Description	Color	Material ID
QR-RKFP1U-B	1U x 19 in. Blank Panel, Quick Release	Black	760103473
QR-RKFP2U-B	2U x 19 in. Blank Panel, Quick Release	Black	760103481
QR-RKFP4U-B	4U x 19 in. Blank Panel, Quick Release	Black	760103499



19 in Cantilever Shelf 255 Deep
(CNTLVR SHLF 255D)

Accessories

Cantilever Shelves

Product Number	Detailed Description	Material ID
CNTLVR SHLF 255D	19 in Cantilever Shelf 255 Deep	760079822
CNTLVR SHLF 400D	19 in Cantilever Shelf 400 Deep	760079830

Heavy Duty Shelves

Product Number	Detailed Description	Material ID
472 HD SHLF 100 kg	19 in x 472 Heavy Duty Shelf - 100 kg/220 lb Capacity	760080010
627 HD SHLF 100 kg	19 in x 622 Heavy Duty Shelf - 100 kg/220 lb Capacity	760080028
754 HD SHLF 100 kg	19 in x 754 Heavy Duty Shelf - 100 kg/220 lb Capacity	760080036

Sliding Shelves

Product Number	Detailed Description	Material ID
425 SLID SHLF 35 kg	19 in x 600 mm Sliding Shelf - 35 kg/77 lb Capacity	760080044
625 SLID SHLF 35 kg	19 in x 800 mm Sliding Shelf - 35 kg/77 lb Capacity	760080051
630 HD SLID SHLF 100 kg	19 in x 800 mm Heavy Duty Sliding Shelf - 100 kg/220 lb Capacity	760080077

Fan Trays

Product Number	Detailed Description	Material ID
SFT 230V	Standard Fan Tray 230V AC, 440 CFM	760080200
SFT 115V	Standard Fan Tray 115V AC, 440 CFM	760080218
LNFT 230V	Low Noise Fan Tray 230V AC, 204 CFM	760080226
LNFT 115V	Low Noise Fan Tray 115V AC, 204 CFM	760080234
MFT 90-250V	Monitored Fan Tray 90 - 250V AC, 508 CFM	760080242
LED CE22-13A UK	2M Mains Lead With LED CEE22 Plug And 13 Amp UK Plug	760080259
LED CE22-SCH GERFRN	2M Mains Lead With LED CEE22 Plug And Schuko (German/French) Plug	760080267
LED CE22-US	2M Mains Lead With LED CEE22 Plug And US Plug	760080275
REP-ADD SF 240V	Replacement / Additional Standard 240V Fan, 110 CFM	760080283
REP-ADD LNF 240V	Replacement / Additional Low Noise 240V Fan, 51 CFM	760080309
REP-ADD SF 115V	Replacement / Additional Standard 115V Fan	760080291
REP-ADD LNF 115V	Replacement / Additional Low Noise 115V Fan Power Leads	760080317



Standard Fan Tray 230V AC, 440 CFM (SFT 230V)



19 in x 472 Heavy Duty Shelf - 100 kg/220 lb Capacity
(472 HD SHLF 100 kg)

Enclosures

Racks

Rack
Accessories

Cable Runway
& Accessories

Cable
Management

Power Strips

Wall Mount
Cabinets

Server
Cabinets

Network
Cabinets

Accessories

Grounding Accessories

Product Number	Detailed Description	Material ID
EARTH SQUID	Earthing Squid Kit - Pack of 4	760080366
10 ACC LEADS	Kit of 10 Accessory Earthing Leads	760080374

Magnetic Lights

Product Number	Detailed Description	Material ID
LIGHT SCH 230V	Light Schuko Version 230V	760080473
LIGHT US 115V	Light US Version 115V	760080499

Hardware

Product Number	Detailed Description	Material ID
M6X12 SCREWS 100PK	M6 x 12 Whiztite Screws - Pack of 100	760080531
M6 NUTS 100PK	M6 Whiztite Nuts - Pack of 100	760080549
PLST RET PINS 100PK	Plastic Retention Pins - Pack of 100	760080556
M6X18 PSCRW-WSH 100PK	M6 x 18 Pozi Drive Screws And Cup Washers - Pack of 100	760080564
M6X18 SSCRW-WSH 100PK	M6 x 18 Slotted Drive Screws And Cup Washers - Pack of 100	760080572
M6X18 PSCRW-WSH 1000PK	M6 x 18 Pozi Drive Screws And Cup Washers - Pack of 1000	760080580
M6 CN 100PK	M6 Caged Nuts - Pack of 100	760080598
M6 CN 1000PK	M6 Caged Nuts - Pack of 1000	760080606
M6 CNWEC 100PK	M6 Caged Nut With Earth Continuity - Pack of 100	760080614



Accessories

Channel Window Moulding

Product Number	Detailed Description	Material ID
CWM 125 10PK	125 mm Channel Window Moulding - Pack of 10	760081182

Channel Cable Retention Bobbins

Product Number	Detailed Description	Material ID
CCRB 125 10PK	125 mm Channel Cable Retention Bobbins - Pack of 10	760081190

Chassis Supports

Product Number	Detailed Description	Material ID
370 CHS SPT SC 500D	370 mm Chassis Supports For Server Cabinets - 1 Pair	760082735
470 CHS SPT SC 600D	470 mm Chassis Supports For Server Cabinets - 1 Pair	760082743
570 CHS SPT SC 700D	570 mm Chassis Supports For Server Cabinets - 1 Pair	760082750
670 CHS SPT SC 800D	670 mm Chassis Supports For Server Cabinets - 1 Pair	760082768
770 CHS SPT SC	770 mm Chassis Supports For Server Cabinets - 1 Pair	760082776
870 CHS SPT SC	870 mm Chassis Supports For Server Cabinets - 1 Pair	760082784

Chassis Trays

Product Number	Detailed Description	Material ID
356 CHS TRAY SC	19 in x 356 Chassis Tray For Server Cabinets	760079939
456 CHS TRAY SC	19 in x 456 Chassis Tray For Server Cabinets	760079947
556 CHS TRAY SC	19 in x 556 Chassis Tray For Server Cabinets	760079954

Bottom Blanking Plates

Product Number	Detailed Description	Material ID
6X10 BBP	Cabinet Bottom Blanking Plate 600 mm x 1000 mm	760096578
8X10 BBP	Cabinet Bottom Blanking Plate 800 mm x 1000 mm	760101501
6X8 BBP	Cabinet Bottom Blanking Plate 600 mm x 800 mm	760101493
8X8 BBP	Cabinet Bottom Blanking Plate 800 mm x 800 mm	760101519



- Enclosures
- Racks
- Rack Accessories
- Cable Runway & Accessories
- Cable Management
- Power Strips
- Wall Mount Cabinets
- Server Cabinets
- Network Cabinets

Accessories

Fiber Management Duct Kits

Product Number	Detailed Description	Material ID
FM DUCT 42U	42U Fiber Management Duct Kit	760103374
FM DUCT 45U	45U Fiber Management Duct Kit	760103366
FM DUCT 47U	47U Fiber Management Duct Kit	760103358

18-inch Ladder Support Kits

Product Number	Detailed Description	Material ID
LR BRACKET 18IN	Kit, Bracket, Extension, Ladder Rack Support	760104315

Ladder Extension Kit

Product Number	Detailed Description	Material ID
LR BRACKET EXT	Kit, Bracket, Extension, Ladder Rack Support	760104323

Front to Back Trough Kits

Product Number	Detailed Description	Material ID
F2B 162MM CM	Kit, Trough, Front to Back, 162W Cable Module	760106997
F2B 200MM CM	Kit, Trough, Front to Back, 200W Cable Module	760104331
F2B 250MM CM	Kit, Trough, Front to Back, 250.8W Cable Module	760107003
F2B 300MM CM	Kit, Trough, Front to Back, 300W Cable Module	760107011
F2B 352MM CM	Kit, Trough, Front to Back, 352.4W Cable Module	760107029

Side to Side Trough Kits

Product Number	Detailed Description	Material ID
S2S 600MM CAB	Kit, Trough, Side to Side, 600W Cabinet Top	760104349
S2S 800MM CAB	Kit, Trough, Side to Side, 800W Cabinet Top	760104356

Enclosures

Racks

Rack Accessories

Cable Runway & Accessories

Cable Management

Power Strips

Wall Mount Cabinets

Server Cabinets

Network Cabinets

Network Cabinets

More than “just a box,” CommScope Network Cabinets are a solution. Using patented X-Frame technology, CommScope cabinets are designed to be the right size, the right weight and have the right level of durability to support the entire line of CommScope solutions, including its industry-leading 10 Gbps solutions.

CommScope Network Cabinets are multi-practice 19 in and/or ETSI cabinet systems designed to support and enhance the installation of the network infrastructure. With any enclosure, you need it to provide:

- Strength
- Security
- Physical protection
- Minimal footprint
- Thermal, power and cable management
- Access
- Modularity, future proofing

X-Frame technology, with its lightweight, intelligent design and 500 kg/1100 lb capacity, reduces installation time and provides instant access for cable installation. Cable can be pulled into position first, before the cabinet is located and fixed onto tiles, creating maximum “elbow room” to work and draw cable into place. Fully moveable 19 in mountable uprights (front and rear) allow for maximum flexibility.

CommScope Network Cabinets’ combination of strength yet lightweight construction, excellent cable access and management, plus extensive fast fitting accessories have set a new standard for datacom enclosures.

Features and Benefits:

- Supplied fully assembled
- Cable management room is superior for 10 Gbps cable
- Multiple cable entry points
- Vertical cable channels
- Patented X-Frame technology offers easy cable and equipment installation
- Load rated to 500 kg/1100 lb
- Right/left-handed doors
- Easily-removed and refitted cladding
- Future-proofed—can accommodate 19 in and ETSI equipment
- Accessories can be easily added or changed
- 2 width options—600 mm and 800 mm
- 2 depth options—600 mm and 800 mm

Standards:

- IEC 297-2
- DIN 41494, part 7
- DIN 41491, part 1 (mounting dimensions)
- EN 60950
- VDE 0100



- Enclosures
- Racks
- Rack Accessories
- Cable Runway & Accessories
- Cable Management
- Power Strips
- Wall Mount Cabinets
- Server Cabinets
- Network Cabinets

Network Primary Cabinet Builds

Product Number	Detailed Description	Front Door	Rear Door	Material ID
NC 42U 6X6 GF SR WS	Network Cabinet 42U 600 x 600	Glass, Plain	Steel, Plain	760078816
NC 42U 6X6 GF SR WoS	Network Cabinet 42U 600 x 600 Additional Bay	Glass, Plain	Steel, Plain	760078824
NC 42U 6X8 GF SR WS	Network Cabinet 42U 600 x 800	Glass, Plain	Steel, Plain	760078832
NC 42U 6X8 GF SR WoS	Network Cabinet 42U 600 x 800 Additional Bay	Glass, Plain	Steel, Plain	760078840
NC 42U 8X6 GF SR WS	Network Cabinet 42U 800 x 600	Glass, Plain	Steel, Plain	760078857
NC 42U 8X6 GF SR WoS	Network Cabinet 42U 800 x 600 Additional Bay	Glass, Plain	Steel, Plain	760078865
NC 42U 8X8 GF SR WS	Network Cabinet 42U 800 x 800	Glass, Plain	Steel, Plain	760078873
NC 42U 8X8 GF SR WoS	Network Cabinet 42U 800 x 800 Additional Bay	Glass, Plain	Steel, Plain	760078881
NC 45U 6X6 GF SR WS	Network Cabinet 45U 600 x 600	Glass, Plain	Steel, Plain	760099473
NC 45U 6X6 GF SR WoS	Network Cabinet 45U 600 x 600 Additional Bay	Glass, Plain	Steel, Plain	760099481
NC 45U 6X8 GF SR WS	Network Cabinet 45U 600 x 800	Glass, Plain	Steel, Plain	760099499
NC 45U 6X8 GF SR WoS	Network Cabinet 45U 600 x 800 Additional Bay	Glass, Plain	Steel, Plain	760099507
NC 45U 8X6 GF SR WS	Network Cabinet 45U 800 x 600	Glass, Plain	Steel, Plain	760099515
NC 45U 8X6 GF SR WoS	Network Cabinet 45U 800 x 600 Additional Bay	Glass, Plain	Steel, Plain	760099523
NC 45U 8X8 GF SR WS	Network Cabinet 45U 800 x 800	Glass, Plain	Steel, Plain	760099531
NC 45U 8X8 GF SR WoS	Network Cabinet 45U 800 x 800 Additional Bay	Glass, Plain	Steel, Plain	760099549
NC 47U 6X6 GF SR WS	Network Cabinet 47U 600 x 600	Glass, Plain	Steel, Plain	760094011
NC 47U 6X6 GF SR WoS	Network Cabinet 47U 600 x 600 Additional Bay	Glass, Plain	Steel, Plain	760094029
NC 47U 6X8 GF SR WS	Network Cabinet 47U 600 x 800	Glass, Plain	Steel, Plain	760094037
NC 47U 6X8 GF SR WoS	Network Cabinet 47U 600 x 800 Additional Bay	Glass, Plain	Steel, Plain	760094045
NC 47U 8X6 GF SR WS	Network Cabinet 47U 800 x 600	Glass, Plain	Steel, Plain	760094052
NC 47U 8X6 GF SR WoS	Network Cabinet 47U 800 x 600 Additional Bay	Glass, Plain	Steel, Plain	760094060
NC 47U 8X8 GF SR WS	Network Cabinet 47U 800 x 800	Glass, Plain	Steel, Plain	760094078
NC 47U 8X8 GF SR WoS	Network Cabinet 47U 800 x 800 Additional Bay	Glass, Plain	Steel, Plain	760094086

WS = Cabinet Frame, Side Panels, Vented Top Panel and Associated Hardware
 WoS = Cabinet Frame, Vented Top Panel and Associated Hardware. Does not include side panels.

Hardware Included

Quantity	Description
4	earthing squids (fitted)
40	earthing cage nuts
40	M6 x 18 cheese head pozi front panel screws
40	plastic cup washers
4	adjustable feet
	All necessary attachment points (fitted)
	M6 primary earthing point (fitted)

Hardware Included with Additional Bay - 1 Baying Kit

Quantity	Description
8	baying brackets
4	M6 screws
4	M6 nuts



Cabinet Frame



Network Primary 'Plus' Cabinet Builds

Product Number	Detailed Description	Front Door	Rear Door	Material ID
NC 42U 6X6 GF SR WS wE	Network Cabinet 42U 600 x 600 (Earthed)	Glass, Plain	Steel, Plain	760078899
NC 42U 6X6 GF SR WoS wE	Network Cabinet 42U 600 x 600 (Earthed) Additional Bay	Glass, Plain	Steel, Plain	760078907
NC 42U 6X8 GF SR WS wE	Network Cabinet 42U 600 x 800 (Earthed)	Glass, Plain	Steel, Plain	760078915
NC 42U 6X8 GF SR WoS wE	Network Cabinet 42U 600 x 800 (Earthed) Additional Bay	Glass, Plain	Steel, Plain	760078923
NC 42U 8X6 GF SR WS wE	Network Cabinet 42U 800 x 600 (Earthed)	Glass, Plain	Steel, Plain	760078931
NC 42U 8X6 GF SR WoS wE	Network Cabinet 42U 800 x 600 (Earthed) Additional Bay	Glass, Plain	Steel, Plain	760078949
NC 42U 8X8 GF SR WS wE	Network Cabinet 42U 800 x 800 (Earthed)	Glass, Plain	Steel, Plain	760078956
NC 42U 8X8 GF SR WoS wE	Network Cabinet 42U 800 x 800 (Earthed) Additional Bay	Glass, Plain	Steel, Plain	760078964
NC 45U 6X6 GF SR WS wE	Network Cabinet 45U 600 x 600 (Earthed)	Glass, Plain	Steel, Plain	760099556
NC 45U 6X6 GF SR WoS wE	Network Cabinet 45U 600 x 600 (Earthed) Additional Bay	Glass, Plain	Steel, Plain	760099564
NC 45U 6X8 GF SR WS wE	Network Cabinet 45U 600 x 800 (Earthed)	Glass, Plain	Steel, Plain	760099572
NC 45U 6X8 GF SR WoS wE	Network Cabinet 45U 600 x 800 (Earthed) Additional Bay	Glass, Plain	Steel, Plain	760099582
NC 45U 8X6 GF SR WS wE	Network Cabinet 45U 800 x 600 (Earthed)	Glass, Plain	Steel, Plain	760099598
NC 45U 8X6 GF SR WoS wE	Network Cabinet 45U 800 x 600 (Earthed) Additional Bay	Glass, Plain	Steel, Plain	760099606
NC 45U 8X8 GF SR WS wE	Network Cabinet 45U 800 x 800 (Earthed)	Glass, Plain	Steel, Plain	760099614
NC 45U 8X8 GF SR WoS wE	Network Cabinet 45U 800 x 800 (Earthed) Additional Bay	Glass, Plain	Steel, Plain	760099622

- Enclosures
- Racks
- Rack Accessories
- Cable Runway & Accessories
- Cable Management
- Power Strips
- Wall Mount Cabinets
- Server Cabinets
- Network Cabinets

Network Cabinets continued

Product Number	Detailed Description	Front Door	Rear Door	Material ID
NC 47U 6X6 GF SR WS wE	Network Cabinet 47U 600 x 600 (Earthed)	Glass, Plain	Steel, Plain	760094094
NC 47U 6X6 GF SR WoS wE	Network Cabinet 47U 600 x 600 (Earthed) Additional Bay	Glass, Plain	Steel, Plain	760094102
NC 47U 6X8 GF SR WS wE	Network Cabinet 47U 600 x 800 (Earthed)	Glass, Plain	Steel, Plain	760094110
NC 47U 6X8 GF SR WoS wE	Network Cabinet 47U 600 x 800 (Earthed) Additional Bay	Glass, Plain	Steel, Plain	760094128
NC 47U 8X6 GF SR WS wE	Network Cabinet 47U 800 x 600 (Earthed)	Glass, Plain	Steel, Plain	760094136
NC 47U 8X6 GF SR WoS wE	Network Cabinet 47U 800 x 600 (Earthed) Additional Bay	Glass, Plain	Steel, Plain	760094144
NC 47U 8X8 GF SR WS wE	Network Cabinet 47U 800 x 800 (Earthed)	Glass, Plain	Steel, Plain	760094151
NC 47U 8X8 GF SR WoS wE	Network Cabinet 47U 800 x 800 (Earthed) Additional Bay	Glass, Plain	Steel, Plain	760094169

WS = Cabinet Frame, Side Panels, Vented Top Panel and Associated Hardware
 WoS = Cabinet Frame, Vented Top Panel and Associated Hardware. Does not include side panels.

Hardware Included

Quantity	Description
4	earthing squids (fitted)
40	earthing cage nuts
40	M6 x 18 cheese head pozi front panel screws
40	plastic cup washers
4	adjustable feet
	All necessary attachment points (fitted)
	M6 primary earthing point (fitted)

Hardware Included with Additional Bay - 1 Baying Kit

Quantity	Description
8	baying brackets
4	M6 screws
4	M6 nuts



X-Frame Top View



X-Frame Bottom View

- Enclosures
- Racks
- Rack Accessories
- Cable Runway & Accessories
- Cable Management
- Power Strips
- Wall Mount Cabinets
- Server Cabinets
- Network Cabinets

Accessories

Frames

Product Number	Detailed Description	Material ID
NC 42U 6X6 FRAME	Network Cabinet Frame 42U 600 x 600	760078972
NC 42U 6X8 FRAME	Network Cabinet Frame 42U 600 x 800	760078980
NC 42U 8X6 FRAME	Network Cabinet Frame 42U 800 x 600	760078998
NC 42U 8X8 FRAME	Network Cabinet Frame 42U 800 x 800	760079004
NC 45U 6X6 FRAME	Network Cabinet Frame 45U 600 x 600	760101139
NC 42U 6X8 FRAME	Network Cabinet Frame 45U 600 x 800	760101147
NC 42U 8X6 FRAME	Network Cabinet Frame 45U 800 x 600	760101154
NC 42U 8X8 FRAME	Network Cabinet Frame 45U 800 x 800	760101162
NC 47U 6X6 FRAME	Network Cabinet Frame 47U 600 x 600	760098608
NC 47U 6X8 FRAME	Network Cabinet Frame 47U 600 x 800	760098616
NC 47U 8X6 FRAME	Network Cabinet Frame 47U 800 x 600	760098624
NC 47U 8X8 FRAME	Network Cabinet Frame 47U 800 x 800	760098632

Front and Rear Doors

Product Number	Detailed Description	Material ID
DR GL 42U 600 SPL	42U x 600 Plain Glass Door - Single Point Lock	760079012
DR GL 42U 800 SPL	42U x 800 Plain Glass Door - Single Point Lock	760079020
DR ST 42U 600 SPL	42U x 600 Plain Steel Door - Single Point Lock	760079038
DR ST 42U 800 SPL	42U x 800 Plain Steel Door - Single Point Lock	760079046
DR VD 42U 600 2PL	42U x 600 Vent Double Door - 2 Point Lock	760079137
DR VD 42U 800 2PL	42U x 800 Vent Double Door - 2 Point Lock	760079145
DR GL 45U 600 1PL	45U x 600 Plain Glass Door - 1 Point Lock	760101758
DR GL 45U 800 1PL	45U x 800 Plain Glass Door - 1 Point Lock	760101766
DR ST 45U 600 1PL	45U x 600 Plain Steel Door - 1 Point Lock	760101774
DR ST 45U 800 1PL	45U x 800 Plain Steel Door - 1 Point Lock	760101782
DR VD 45U 600 2PL	45U x 600 Vent Double Door - 2 Point Lock	760101873
DR VD 45U 800 2PL	45U x 800 Vent Double Door - 2 Point Lock	760101881
DR GL 47U 600 1PL	47U x 600 Plain Glass Door - 1 Point Lock	760094177
DR GL 47U 800 1PL	47U x 800 Plain Glass Door - 1 Point Lock	760094185
DR ST 47U 600 1PL	47U x 600 Plain Steel Door - 1 Point Lock	760094193
DR ST 47U 800 1PL	47U x 800 Plain Steel Door - 1 Point Lock	760094201
DR VD 47U 600 2PL	47U x 600 Vent Double Door - 2 Point Lock	760094292
DR VD 47U 800 2PL	47U x 800 Vent Double Door - 2 Point Lock	760094300

Extended Rear Doors

Product Number	Detailed Description	Material ID
DR VS 50EXT 42U 600 3PL LH	Extended Door, 42U x 600 Wide, LH Hinged-Vented	760103267
DR VS 50EXT 42U 800 3PL LH	Extended Door, 42U x 800 Wide, LH Hinged-Vented	760096586
DR VS 50EXT 45U 600 3PL LH	Extended Door, 45U x 600 Wide, LH Hinged-Vented	760103275
DR VS 50EXT 45U 800 3PL LH	Extended Door, 45U x 800 Wide, LH Hinged-Vented	760103283



Accessories

Frames

Product Number	Detailed Description	Material ID
NC 42U 6X6 FRAME	Network Cabinet Frame 42U 600 x 600	760078972
NC 42U 6X8 FRAME	Network Cabinet Frame 42U 600 x 800	760078980
NC 42U 8X6 FRAME	Network Cabinet Frame 42U 800 x 600	760078998
NC 42U 8X8 FRAME	Network Cabinet Frame 42U 800 x 800	760079004
NC 45U 6X6 FRAME	Network Cabinet Frame 45U 600 x 600	760101139
NC 42U 6X8 FRAME	Network Cabinet Frame 45U 600 x 800	760101147
NC 42U 8X6 FRAME	Network Cabinet Frame 45U 800 x 600	760101154
NC 42U 8X8 FRAME	Network Cabinet Frame 45U 800 x 800	760101162
NC 47U 6X6 FRAME	Network Cabinet Frame 47U 600 x 600	760098608
NC 47U 6X8 FRAME	Network Cabinet Frame 47U 600 x 800	760098616
NC 47U 8X6 FRAME	Network Cabinet Frame 47U 800 x 600	760098624
NC 47U 8X8 FRAME	Network Cabinet Frame 47U 800 x 800	760098632

Front and Rear Doors

Product Number	Detailed Description	Material ID
DR GL 42U 600 SPL	42U x 600 Plain Glass Door - Single Point Lock	760079012
DR GL 42U 800 SPL	42U x 800 Plain Glass Door - Single Point Lock	760079020
DR ST 42U 600 SPL	42U x 600 Plain Steel Door - Single Point Lock	760079038
DR ST 42U 800 SPL	42U x 800 Plain Steel Door - Single Point Lock	760079046
DR VD 42U 600 2PL	42U x 600 Vent Double Door - 2 Point Lock	760079137
DR VD 42U 800 2PL	42U x 800 Vent Double Door - 2 Point Lock	760079145
DR GL 45U 600 1PL	45U x 600 Plain Glass Door - 1 Point Lock	760101758
DR GL 45U 800 1PL	45U x 800 Plain Glass Door - 1 Point Lock	760101766
DR ST 45U 600 1PL	45U x 600 Plain Steel Door - 1 Point Lock	760101774
DR ST 45U 800 1PL	45U x 800 Plain Steel Door - 1 Point Lock	760101782
DR VD 45U 600 2PL	45U x 600 Vent Double Door - 2 Point Lock	760101873
DR VD 45U 800 2PL	45U x 800 Vent Double Door - 2 Point Lock	760101881
DR GL 47U 600 1PL	47U x 600 Plain Glass Door - 1 Point Lock	760094177
DR GL 47U 800 1PL	47U x 800 Plain Glass Door - 1 Point Lock	760094185
DR ST 47U 600 1PL	47U x 600 Plain Steel Door - 1 Point Lock	760094193
DR ST 47U 800 1PL	47U x 800 Plain Steel Door - 1 Point Lock	760094201
DR VD 47U 600 2PL	47U x 600 Vent Double Door - 2 Point Lock	760094292
DR VD 47U 800 2PL	47U x 800 Vent Double Door - 2 Point Lock	760094300

Extended Rear Doors

Product Number	Detailed Description	Material ID
DR VS 50EXT 42U 600 3PL LH	Extended Door, 42U x 600 Wide, LH Hinged-Vented	760103267
DR VS 50EXT 42U 800 3PL LH	Extended Door, 42U x 800 Wide, LH Hinged-Vented	760096586
DR VS 50EXT 45U 600 3PL LH	Extended Door, 45U x 600 Wide, LH Hinged-Vented	760103275
DR VS 50EXT 45U 800 3PL LH	Extended Door, 45U x 800 Wide, LH Hinged-Vented	760103283



Accessories

Side Panels

Product Number	Detailed Description	Material ID
SP 42U 600D	Side Panel Kit of (2), 42U x 600	760079186
SP 42U 800D	Side Panel Kit of (2), 42U x 800	760079194
SP 45U 600D	Side Panel Kit of (2), 45U x 600	760101899
SP 45U 800D	Side Panel Kit of (2), 45U x 800	760101907
SP 47U 600D	Side Panel Kit of (2), 47U x 600	760094318
SP 47U 800D	Side Panel Kit of (2), 47U x 800	760094326

Divider Panels

Product Number	Detailed Description	Material ID
DP 42U 800D	42U x 800 Deep Divider Panel	760079210
DP 45U 800D	45U x 800 Deep Divider Panel	760102293
DP 47U 800D	47U x 800 Deep Divider Panel	760082834
DP 47U 1000D	47U x 1000 Deep Divider Panel	760082859

Top Panels

Product Number	Detailed Description	Material
TPV 6X6	600 W x 600 D Vent Top Panel	760079236
TPV 6X8	600 W x 800 D Vent Top Panel	760079244
TPV 8X6	800 W x 600 D Vent Top Panel	760079269
TPV 8X8	800 W x 800 D Vent Top Panel	760079277
TPP 6X6	600 W x 600 D Plain Top Panel	760079293
TPP 6X8	600 W x 800 D Plain Top Panel	760079301
TPP 8X6	800 W x 600 D Plain Top Panel	760079327
TPP 8X8	800 W x 800 D Plain Top Panel	760079335

Adjustable Feet

Product Number	Detailed Description	Material ID
ADJ FT	Adjustable Feet - Pack of 4	760079350
CASTOR	Castor Leveller Combination - Cable Only - Pack of 4	760079368
BDCLAMP	Bolt Down Clamps - Pack of 4	760079376



Bolt Down Clamps (BDCLAMP)



- Enclosures
- Racks
- Rack Accessories
- Cable Runway & Accessories
- Cable Management
- Power Strips
- Wall Mount Cabinets
- Server Cabinets
- Network Cabinets

Accessories

Baying Kits

Product Number	Detailed Description	Material ID
BAYKIT	Baying Kit	760079400
HBT 600D	600 mm Deep Horizontal Baying Trim	760079418
HBT 800D	800 mm Deep Horizontal Baying Trim	760079426
6X6, 8X6 NC RAFT	600 W x 600 D and 800 W x 600 D Cable Frame Raft System	760079475
6X8, 8X8 NC RAFT	600 W x 800 D and 800 W x 800 D Cable Frame Raft System	760079483

100 mm Plinths

Product Number	Detailed Description	Material ID
6X8 NV 100M PLINTH	600 x 800 Non Vented 100 mm Plinth	760080150
8X6 NV 100M PLINTH	800 x 600 Non Vented 100 mm Plinth	760080176
8X8 NV 100M PLINTH	800 x 800 Non Vented 100 mm Plinth	760080184



Floor Tile Replacement Plinth

Product Number	Detailed Description	Material ID
6WR SDCB	600 W Raft / Split Door Cross Beam	760079491
8WR SDCB	800 W Raft / Split Door Cross Beam	760079509

Top Cable Management

Product Number	Detailed Description	Material ID
TOP SIDE BRUSH	Top Panel Side Brush Entry	760079541
TOP REAR BRUSH	Top Panel Rear Brush Entry	760079558

Accessories

Filler Panels

Product Number	Detailed Description	Material ID
1U FP 12PK	1U x 19 in Front Panel - Pack of 12	760079731
2U FP 12PK	2U x 19 in Front Panel - Pack of 12	760079749
3U FP 6PK	3U x 19 in Front Panel - Pack of 6	760079756
4U FP 6PK	4U x 19 in Front Panel - Pack of 6	760079764
5U FP 6PK	5U x 19 in Front Panel - Pack of 6	760079772
10U FP 2PK	10U x 19 in Front Panel - Pack of 2	760079780
2U VFP 12PK	2U x 19 in Vented Front Panel - Pack of 12	760079798
4U VFP 6PK	4U x 19 in Vented Front Panel - Pack of 6	760079806
MPP Various Sizes	Multi Pack of Panels 2x1U, 1x2U, 1x3U, 1x4U and 1x5U	760079814



Quick Release Blank Panels

Product Number	Detailed Description	Color	Material ID
QR-RKFP1U-B	1U x 19 in. Blank Panel, Quick Release	Black	760103473
QR-RKFP2U-B	2U x 19 in. Blank Panel, Quick Release	Black	760103481
QR-RKFP4U-B	4U x 19 in. Blank Panel, Quick Release	Black	760103499

Cantilever Shelves

Product Number	Detailed Description	Material ID
CNTLVR SHLF 255D	19 in Cantilever Shelf 255 Deep	760079822
CNTLVR SHLF 400D	19 in Cantilever Shelf 400 Deep	760079830

Heavy Duty Shelves

Product Number	Detailed Description	Material ID
472 HD SHLF 100 kg	19 in x 472 Heavy Duty Shelf - 100 kg/220 lb Capacity	760080010
627 HD SHLF 100 kg	19 in x 622 Heavy Duty Shelf - 100 kg/220 lb Capacity	760080028
754 HD SHLF 100 kg	19 in x 754 Heavy Duty Shelf - 100 kg/220 lb Capacity	760080036

Sliding Shelves

Product Number	Detailed Description	Material ID
425 SLID SHLF 35 kg	19 in x 600 mm Sliding Shelf - 35 kg/77 lb Capacity	760080044
625 SLID SHLF 35 kg	19 in x 800 mm Sliding Shelf - 35 kg/77 lb Capacity	760080051
630 HD SLID SHLF 100 kg	19 in x 800 mm Heavy Duty Sliding Shelves - 100 kg/220 lb Capacity	760080077





Low Noise Fan Tray 115V AC, 204 CFM (LNFT 115V)

Accessories

Fan Trays

Product Number	Detailed Description	Material ID
SFT 230V	Standard Fan Tray 230V AC, 440 CFM	760080200
SFT 115V	Standard Fan Tray 115V AC, 440 CFM	760080218
LNFT 230V	Low Noise Fan Tray 230V AC, 204 CFM	760080226
LNFT 115V	Low Noise Fan Tray 115V AC, 204 CFM	760080234
MFT 90-250V	Monitored Fan Tray 90 - 250V AC, 508 CFM	760080242
LED CE22-13A UK	2M Mains Lead With LED CEE22 Plug And 13 Amp UK Plug	760080259
LED CE22-SCH GERFRN	2M Mains Lead With LED CEE22 Plug And Schuko (German/French) Plug	760080267
LED CE22-US	2M Mains Lead With LED CEE22 Plug And US Plug	760080275
REP-ADD SF 240V	Replacement / Additional Standard 240V Fan, 110 CFM	760080283
REP-ADD LNF 240V	Replacement / Additional Low Noise 240V Fan, 51 CFM	760080309
REP-ADD SF 115V	Replacement / Additional Standard 115V Fan	760080291
REP-ADD LNF 115V	Replacement / Additional Low Noise 115V Fan	760080317



Replacement / Additional Low Noise 240V Fan, 51 CFM (REP-ADD LNF 240V)



2M Mains Lead With LED CEE22 Plug and US Plug (LED CE22-US)



2M Mains Lead With LED CEE22 Plug And Schuko (German/French) Plug (LED CE22-SCH GERFRN)

Grounding Accessories

Product Number	Detailed Description	Material ID
EARTH SQUID	Earthing Squid Kit - Pack of 4	760080366
10 ACC LEADS	Kit of 10 Accessory Earthing Leads	760080374

Magnetic Lights

Product Number	Detailed Description	Material ID
LIGHT SCH 230V	Light Schuko Version 230V	760080473
LIGHT US 115V	Light US Version 115V	760080499

Enclosures

Racks

Rack Accessories

Cable Runway & Accessories

Cable Management

Power Strips

Wall Mount Cabinets

Server Cabinets

Network Cabinets



M6 x 18 Slotted Drive Screws And Cup Washers (M6X18 SSCRW-WSH)

Accessories

Hardware

Product Number	Detailed Description	Material ID
M6X12 SCREWS 100PK	M6 x 12 Whiztite Screws - Pack of 100	760080531
M6 NUTS 100PK	M6 Whiztite Nuts - Pack of 100	760080549
PLST RET PINS 100PK	Plastic Retention Pins - Pack of 100	760080556
M6X18 PSCRW-WSH 100PK	M6 x 18 Pozi Drive Screws And Cup Washers - Pack of 100	760080564
M6X18 SSCRW-WSH 100PK	M6 x 18 Slotted Drive Screws And Cup Washers - Pack of 100	760080572
M6X18 PSCRW-WSH 1000PK	M6 x 18 Pozi Drive Screws And Cup Washers - Pack of 1000	760080580
M6 CN 100PK	M6 Caged Nuts - Pack of 100	760080598
M6 CN 1000PK	M6 Caged Nuts - Pack of 1000	760080606
M6 CNWEC 100PK	M6 Caged Nut With Earth Continuity - Pack of 100	760080614

Channel Window Moulding

Product Number	Detailed Description	Material ID
CWM 50 10PK	50 mm Channel Window Moulding - Pack of 10	760081174
CWM 125 10PK	125 mm Channel Window Moulding - Pack of 10	760081182

125 mm Channel Cable Retention Bobbins

Product Number	Detailed Description	Material ID
CCRB 125 10PK	125 mm Channel Cable Retention Bobbins - Pack of 10	760081190



M6 x 18 Pozi Drive Screws And Cup Washers (M6X18 PSCRW-WSH)



M6 Caged Nuts (M6 CN)

- Enclosures
- Racks
- Rack Accessories
- Cable Runway & Accessories
- Cable Management
- Power Strips
- Wall Mount Cabinets
- Server Cabinets
- Network Cabinets**



Accessories

Chassis Supports

Product Number	Detailed Description	Material ID
366 CHS SPT NC	366 mm Chassis Supports For Cable Cabinets - 1 Pair	760079897
566 CHS SPT NC	19 in x 566 Chassis Supports -1 Pair (8 and 10)	760082818

Chassis Trays

Product Number	Detailed Description	Material ID
366 CHS TRAY	19 in x 366 Chassis Tray For Cable Cabinets	760079913
566 CHS TRAY 8-10D	19 in x 566 Chassis Tray For Cable Cabinets	760079962

Fiber Management Duct Kits

Product Number	Detailed Description	Material ID
FM DUCT 42U	42U Fiber Management Duct Kit	760103374
FM DUCT 45U	45U Fiber Management Duct Kit	760103366
FM DUCT 47U	47U Fiber Management Duct Kit	760103358

18-inch Ladder Support Kits

Product Number	Detailed Description	Material ID
LR BRACKET 18IN	Kit, Bracket, Extension, Ladder Rack Support	760104315

Ladder Extension Kit

Product Number	Detailed Description	Material ID
LR BRACKET EXT	Kit, Bracket, Extension, Ladder Rack Support	760104323

Front to Back Trough Kits

Product Number	Detailed Description	Material ID
F2B 162MM CM	Kit, Trough, Front to Back, 162W Cable Module	760106997
F2B 200MM CM	Kit, Trough, Front to Back, 200W Cable Module	760104331
F2B 250MM CM	Kit, Trough, Front to Back, 250.8W Cable Module	760107003
F2B 300MM CM	Kit, Trough, Front to Back, 300W Cable Module	760107011
F2B 352MM CM	Kit, Trough, Front to Back, 352.4W Cable Module	760107029

Side to Side Trough Kits

Product Number	Detailed Description	Material ID
S2S 600MM CAB	Kit, Trough, Side to Side, 600W Cabinet Top	760104349
S2S 800MM CAB	Kit, Trough, Side to Side, 800W Cabinet Top	760104356

Enclosures

Racks

Rack Accessories

Cable Runway & Accessories

Cable Management

Power Strips

Wall Mount Cabinets

Server Cabinets

Network Cabinets

Explanation of Cabinet Accessories

Divider Panels

Divider panels are full height steel panels, held in place between adjacent cabinets by the baying brackets provided. For use in bayed suites of cabinets, the divider panel restricts access to adjacent cabinets. Secure apertures, which can only be opened by having access to both sides, are provided at appropriate locations. Window moldings are provided for when the apertures are used. Divider panels can be used with open frame cabinets or additional bay cabinets. For use with all open frame cabinets and standard cabinet configurations.

Plain Top Panels

For use where limited heat is generated in the cabinet or where heat must not be allowed to pass through the top of a cabinet. Supplied with all required fixings. Plain top panels can be used with open frame cabinets or can be used to replace the vented top panel supplied with all other standard cabinet configurations.

Adjustable Feet

For use where replacements are required for damaged feet or where additional feet are required on 1000 deep server cabinets, provision is made to allow two additional feet. Recommended for when 1000 deep cabinets are loaded up to the maximum of 1000 kg (2200 lbs). Each foot is capable of taking up to 250 kg load. Supplied as a kit of four. All open frame cabinets and standard cabinet configurations are supplied with four adjustable feet.

Castor Leveler Combination

For use where castors are required on network cabinets. This product is a castor with built in adjustable foot. This allows the cabinet to be easily moved and once positioned the built in adjustable foot can be used to level the cabinet. The foot can be bolted down using the bolt down clamp accessory. Supplied as a kit of four. Dynamic load rating for four castors is 260 kg. Static load rating is 500 kg. The castor leveler combination can be used with all open frame network cabinets and standard network cabinet configurations.

Bolt Down Clamps

This is a kit of four clamps which fit over either the adjustable feet or the castor leveler combination. The clamps are bolted down using 8mm DIA bolts (not supplied). For use with all open frame and standard cabinet configurations.

Adjustable Foot Spacer

For server cabinet applications where adjustable feet and heavy duty castors are used an adjustable foot spacer kit is required. Supplied as a kit of four. These spacers add to the length of the adjustable feet, thereby compensating for the height of the heavy duty castors. For use with all open frame server cabinets and standard server cabinet configurations that have heavy duty castors fitted.

Heavy Duty Castors

For use where castors are required on server cabinets. These allow a partially loaded cabinet to be easily moved into position. Supplied as a kit of four plus fixings. Two of the castors are braked. Dynamic load rating for four castors is 488 kg. Static load rating is 1000 kg. For use with all open frame server cabinets and standard server cabinet configurations.

Baying Kit

This kit is designed to join two cabinets of the same depth together side by side; independent as to whether they are server or network cabinets. The baying kit fits to the front face of each of the cabinet vertical members therefore cabinets can be bayed or unbayed even when fully populated with equipment. Supplied as a kit of four pairs plus fixings. Additional bayed cabinets are supplied with a baying kit. For use with all open frame and standard cabinet configurations which are to be converted to additional bay configurations.

Horizontal Baying Trims

When two cabinets are bayed together a 50mm (2") full depth cable entry exists between the cabinet top panels. This cable entry can be used to feed cables in from overhead. If this cable entry is not required then a horizontal baying trim is required. This trim can be fitted after the cabinets are bayed together and without removing the cabinet top panels. Supplied as a single item. For use with all bayed standard cabinet configurations.

Raft System – Network Cabinets

The 'raft mounting system' (floor tile replacement plinth) replaces a 600 x 600mm raised floor tile with a raised plinth that allows any size of cabinet to sit on it. The raft permits the floor tile in front of and behind the cabinet to be easily removed so access to the false floor void can be easily gained. When using 800mm cabinets they must be used in bays (groups) of three. A bay of three 800mm wide cabinets has a total width of 2,400mm (3 x 800mm) and will therefore require four rafts (4 x 600mm = 2,400mm). The raft kits are supplied as single items plus fixings and the relevant mounting brackets to suit the depth of cabinet. For use with all open frame network cabinets and standard network cabinet configurations. Please note that 600mm deep cabinets with split rear doors will require the addition of a split door cross beam kit (760079491 or 760079509).



Explanation of Cabinet Accessories continued

Enclosures

Racks

Rack Accessories

Cable Runway & Accessories

Cable Management

Power Strips

Wall Mount Cabinets

Server Cabinets

Network Cabinets

Raft System – Server Cabinets

The 'raft mounting system' (floor tile replacement plinth) replaces a 600 x 600mm raised floor tile with a raised plinth that allows any size of cabinet to sit on it. The raft permits the floor tile in front of and behind the cabinet to be easily removed so access to the false floor void can be easily gained. When using 800mm cabinets they must be used in bays (groups) of three. A bay of three 800mm wide cabinets has a total width of 2,400mm (3 x 800mm) and will therefore require four rafts (4 x 600mm = 2,400mm). The raft kits are supplied as single items plus fixings and the relevant mounting brackets to suit the depth of cabinet. For use with all open frame server cabinets and standard server cabinet configurations.

Raft / Plinth Split Door Cross Beam

The raft / plinth split door kit is required when 600mm deep cabinets fitted with split doors are mounted onto rafts or when any size of cabinet with split doors is fitted to a plinth kit. Supplied as a single item plus fixings. For use with all open frame and standard cabinet configurations.

Cable / PDU Mounting Panel

The rear section of 1000 deep server cabinets provides an ideal area for running cables or mounting PDU's. The PDU panel fits into this area and provides numerous mounting points for fitting PDU brackets and cable ties, the approximate width of the panel is 150mm (6") wide. The 9.6mm (3/8") square punched holes in the panel will accept standard M6 cage nuts. The panel runs the full height of the cabinet. Supplied as a single item plus fixings and mounting brackets. For use with all open frame 1000mm deep server cabinets and standard 1000mm deep server cabinet configurations.

Top Panel Side Brush Entry

For top cable entry applications cables can enter the cabinet on either side or the rear of the top cover. The top panel side brush entry provides a smooth curved edge for the cable to flow over plus a brush seal that minimizes dust ingress or air leakage to or from the cabinet. Supplied as a single item for one side of a top panel. For use with all open frame cabinets fitted with a top panel and all standard cabinet configurations.

Top Panel Rear Brush Entry

For top cable entry applications cables can enter the cabinet on either side or the rear of the top cover. The top panel rear brush entry provides a smooth curved edge for the cable to flow over plus a brush seal that minimizes dust ingress or air leakage to or from the cabinet. Supplied as a single item for the rear of a top panel. For use with all open frame cabinets fitted with a top panel and all standard cabinet configurations.

19" Cantilever Shelf 255 Deep

Fits to the standard 19" mounting rails. The shelf is 2U high and the cabinet mounting rails must be set to a minimum of 255mm (10") overall. Load rating is 20 kg (44 lbs). Supplied as a single item plus fixings. For use with all open frame cabinets and standard cabinet configurations.

19" Cantilever Shelf 400 Deep

Fits to the standard 19" mounting rails. The shelf is 2U high and the cabinet mounting rails must be set to a minimum of 400mm (15.75") overall. Load rating is 20 kg (44 lbs). Supplied as a single item plus fixings. For use with all open frame cabinets and standard cabinet configurations.

19" x 366 Chassis Supports

These supports offer an ideal method of supporting heavy loads in line with 'U' positions. Fits to the standard 19" mounting rails. The supports are 1U high and the cabinet mounting rails must be set to a minimum of 400mm (15.75") overall and a maximum of 500mm (19.68"). Note that the depth of the network cabinet mounting rails can only be changed in increments of 25mm (1"); each pair of supports has a load rating of 50 kg (110 lbs). Supplied as a pair plus fixings. For use with all open frame network cabinets and standard network cabinet configurations.

19" x 566 Chassis Supports

These supports offer an ideal method of supporting heavy loads in line with 'U' positions. Fits to the standard 19" mounting rails. The supports are 1U high and the cabinet mounting rails must be set to a minimum of 550mm (21.65") overall and a maximum of 700mm (27.56"). Note that the depth of the network cabinet mounting rails can only be changed in increments of 25mm (1"); each pair of supports has a load rating of 50 kg (110 lbs). Supplied as a pair plus fixings. For use with all open frame network cabinets and standard network cabinet configurations.

370mm Chassis Supports

These supports offer an ideal method of supporting heavy loads in line with 'U' positions. Fits to the standard 19" mounting rails. The supports are 1U high and the cabinet mounting rails can be set to a minimum of 374mm (14.72") overall and a maximum of 517.93mm (20.39"). Each pair of supports has a load rating of 50 kg (110 lbs). Supplied as a pair plus fixings. For use with all open frame cabinets and standard cabinet configurations.

Explanation of Cabinet Accessories continued

470mm Chassis Supports

These supports offer an ideal method of supporting heavy loads in line with 'U' positions. Fits to the standard 19" mounting rails. The supports are 1U high and the cabinet mounting rails can be set to a minimum of 474mm (18.66") overall and a maximum of 617.93mm (24.33"). Each pair of supports has a load rating of 50 kg (110 lbs). Supplied as a pair plus fixings. For use with all open frame cabinets and standard cabinet configurations.

570mm Chassis Supports

These supports offer an ideal method of supporting heavy loads in line with 'U' positions. Fits to the standard 19" mounting rails. The supports are 1U high and the cabinet mounting rails can be set to a minimum of 574mm (22.6") overall and a maximum of 717.93mm (28.26"). Each pair of supports has a load rating of 50 kg (110 lbs). Supplied as a pair plus fixings. For use with all open frame cabinets and standard cabinet configurations.

670mm Chassis Supports

These supports offer an ideal method of supporting heavy loads in line with 'U' positions. Fits to the standard 19" mounting rails. The supports are 1U high and the cabinet mounting rails can be set to a minimum of 674mm (26.53") overall and a maximum of 817.93mm (32.2"). Each pair of supports has a load rating of 50 kg (110 lbs). Supplied as a pair plus fixings. For use with all open frame cabinets and standard cabinet configurations.

770mm Chassis Supports

These supports offer an ideal method of supporting heavy loads in line with 'U' positions. Fits to the standard 19" mounting rails. The supports are 1U high and the cabinet mounting rails can be set to a minimum of 774mm (30.47") overall and a maximum of 917.93mm (36.14"). Each pair of supports has a load rating of 50 kg (110 lbs). Supplied as a pair plus fixings. For use with all open frame cabinets and standard cabinet configurations.

870mm Chassis Supports

These supports offer an ideal method of supporting heavy loads in line with 'U' positions. Fits to the standard 19" mounting rails. The supports are 1U high and the cabinet mounting rails can be set to a minimum of 874mm (34.4") overall and a maximum of 1017.93mm (40.07"). Each pair of supports has a load rating of 50 kg (110 lbs). Supplied as a pair plus fixings. For use with all open frame cabinets and standard cabinet configurations.

19" X 366 Chassis Tray

The supporting surface of the tray is in line with the bottom of the 'U' above it, therefore the tray can be used to support both 19" mounted equipment and non 19" mounted systems. Slotted holes offer air passage and also provide simple fixing positions. The tray has a load rating of 50 kg (110 lbs). This chassis tray requires a suitable pair of chassis supports of equal or greater length than the tray (the chassis supports fit between the front and rear 19" mounting rails). Suitable chassis supports for this tray are 760079897 and 760082818. Supplied as a single item plus fixings. For use with all open frame network cabinets and standard network cabinet configurations.

19" X 566 Chassis Tray

The supporting surface of the tray is in line with the bottom of the 'U' above it, therefore the tray can be used to support both 19" mounted equipment and non 19" mounted systems. Slotted holes offer air passage and also provide simple fixing positions. The tray has a load rating of 50 kg (110 lbs). This chassis tray requires a suitable pair of chassis supports of equal or greater length than the tray (the chassis supports fit between the front and rear 19" mounting rails). Suitable chassis supports for this tray are 760082818. Supplied as a single item plus fixings. For use with all open frame network cabinets and standard network cabinet configurations.

19" X 356 Chassis Tray


The supporting surface of the tray is in line with the bottom of the 'U' above it, therefore the tray can be used to support both 19" mounted equipment and non 19" mounted systems. Slotted holes offer air passage and also provide simple fixing positions. The tray has a load rating of 50 kg (110 lbs). This chassis tray requires a suitable pair of chassis supports of equal or greater length than the tray (the chassis supports fit between the front and rear 19" mounting rails). Suitable chassis supports for this tray are 760082735, 760082743, 760082750, 760082768, 760082776 & 760082784. Supplied as a single item plus fixings. For use with all open frame cabinets and standard cabinet configurations.



Explanation of Cabinet Accessories continued



Enclosures



Racks



Rack Accessories



Cable Runway & Accessories



Cable Management



Power Strips



Wall Mount Cabinets



Server Cabinets



Network Cabinets

19" X 456 Chassis Tray

The supporting surface of the tray is in line with the bottom of the 'U' above it, therefore the tray can be used to support both 19" mounted equipment and non 19" mounted systems. Slotted holes offer air passage and also provide simple fixing positions. The tray has a load rating of 50 kg (110 lbs). This chassis tray requires a suitable pair of chassis supports of equal or greater length than the tray (the chassis supports fit between the front and rear 19" mounting rails). Suitable chassis supports for this tray are 760082743, 760082750, 760082768, 760082776 & 760082784. Supplied as a single item plus fixings. For use with all open frame cabinets and standard cabinet configurations.

19" X 556 Chassis Tray

The supporting surface of the tray is in line with the bottom of the 'U' above it, therefore the tray can be used to support both 19" mounted equipment and non 19" mounted systems. Slotted holes offer air passage and also provide simple fixing positions. The tray has a load rating of 50 kg (110 lbs). This chassis tray requires a suitable pair of chassis supports of equal or greater length than the tray (the chassis supports fit between the front and rear 19" mounting rails). Suitable chassis supports for this tray are 760082750, 760082768, 760082776 & 760082784. Supplied as a single item plus fixings. For use with all open frame cabinets and standard cabinet configurations.

19" X 472 Heavy Duty Shelf

The supporting surface of the tray is in line with the bottom of the 'U' above it, therefore the tray can be used to support both 19" mounted equipment and non 19" mounted systems. Slotted holes offer air passage and also provide simple fixing positions. Each shelf has a load rating of 100 kg (220 lbs). This chassis tray requires two suitable pairs of chassis supports (mounted above and below the shelf) of equal or greater length than the shelf (the chassis supports fit between the front and rear 19" mounting rails). Suitable chassis supports for this shelf are 760082743, 760082750, 760082768, 760082776 & 760082784. Supplied as a single item plus fixings. For use with all open frame server cabinets and standard server cabinet configurations.

19" X 627 Heavy Duty Shelf

The supporting surface of the tray is in line with the bottom of the 'U' above it, therefore the tray can be used to support both 19" mounted equipment and non 19" mounted systems. Slotted holes offer air passage and also provide simple fixing positions. Each shelf has a load rating of 100 kg (220 lbs). This chassis tray requires two suitable pairs of chassis supports (mounted above and below the shelf) of equal or greater length than the shelf (the chassis supports fit between the front and rear 19" mounting rails). Suitable chassis supports for this shelf are 760082768, 760082776 & 760082784. Supplied as a single item plus fixings. For use with all open frame server cabinets and standard server cabinet configurations.

19" X 754 Heavy Duty Shelf

The supporting surface of the tray is in line with the bottom of the 'U' above it, therefore the tray can be used to support both 19" mounted equipment and non 19" mounted systems. Slotted holes offer air passage and also provide simple fixing positions. Each shelf has a load rating of 100 kg (220 lbs). This chassis tray requires two suitable pairs of chassis supports (mounted above and below the shelf) of equal or greater length than the shelf (the chassis supports fit between the front and rear 19" mounting rails). Suitable chassis supports for this shelf are 760082776 & 760082784. Supplied as a single item plus fixings. For use with all open frame server cabinets and standard server cabinet configurations.

19" X 425mm Sliding Shelf

The supporting surface of the shelf is in line with the bottom of the 'U' above it, therefore the shelf can be used to support both 19" mounted equipment and non 19" mounted systems. Slotted holes offer air passage and also provide simple fixing positions. The shelf has a load rating of 35 kg (77 lbs) and can be pulled out 330mm (13"). The cabinet mounting rails can be set to a minimum of 456mm (17.95") overall and a maximum of 586mm (23.07"). This maximum dimension can be increased by 35mm (1.38") if the shelf is set back from the front mounting rails. Supplied as a single item plus fixings. For use with all open frame cabinets and standard cabinet configurations.

19" X 625mm Sliding Shelf

The supporting surface of the shelf is in line with the bottom of the 'U' above it, therefore the shelf can be used to support both 19" mounted equipment and non 19" mounted systems. Slotted holes offer air passage and also provide simple fixing positions. The shelf has a load rating of 35 kg (77 lbs) and can be pulled out 480mm (18.9"). The cabinet mounting rails can be set to a minimum of 621.83mm (24.48") overall and a maximum of 787mm (31"). This maximum dimension can be increased by 35mm (1.38") if the shelf is set back from the front mounting rails. Supplied as a single item plus fixings. For use with all open frame cabinets and standard cabinet configurations.

19" x 630 Heavy Duty Sliding Shelf

The supporting surface of the shelf is in line with the bottom of the 'U' above it, therefore the shelf can be used to support both 19" mounted equipment and non 19" mounted systems. Slotted holes offer air passage and also provide simple fixing positions. The shelf has a load rating of 100 kg (220 lbs) and can be pulled out 627mm (24.68"). The cabinet mounting rails can be set to a minimum of 661mm (26") overall and a maximum of 748mm (29.44"). Supplied as a single item plus fixings. For use with all open frame server cabinets and standard server cabinet configurations. When selecting the heavy duty sliding shelf it is strongly advised that the cabinet is bolted down using the bolt down clamp kit 760079376 100mm Plinth The 100mm plinth provides cable access under the cabinet especially in applications where a false or raised floor is not available. The kit consists of corner sections plus four infill panels. The infill panels can be removed to provide cable access and when bayed the plinth, with the side infill panels removed, creates a through run for cables between cabinets. Adjustable feet can be fitted to enable the finished product to be leveled; these feet are normally removed from the cabinet that will be fitted to the plinth. Castors cannot be used with the plinth. Please note that cabinets with split rear doors will require the addition of a split door cross beam kit (760079491 or 760079509). For use with all open frame cabinets and standard cabinet configurations

Fan Trays

Top mounted fan trays are available to aid the cooling of equipment. They are designed to give maximum airflow with minimum noise generated. These may be retrofitted to the fully vented top panel that is supplied with the cabinet as standard and occupy none of the useable 'U' height or restrict the top cable access points. The electrical connection for all fan trays is by means of a CEE22 mains inlet which must be ordered separately. 760080259 for UK plug, 760080267 for Schuko plug and 760080275 for US plug.

Earthing Squid Kit

This kit enables a non grounded network cabinet to be up graded to a grounded one. Full instructions included with kit. All server cabinets and open frames are grounded as standard. For use with all non grounded standard network cabinet configurations. Kit of 10 Accessory Earthing Leads. This kit contains 10 earthing leads, all of which have a captive M6 nut at each end plus 10 earthing cage screws and 20 M6 x 12 screws. This kit has been designed to provide additional earthing leads for accessories.

Magnetic Lights

This magnetically attached light is ideal for use in any environment with steel cabinets. Using high output low power consumption fluorescent tubes. The 240V unit will require a mains lead and plug. For use with all open frame cabinets and standard cabinet configurations.

125mm Channel Window Molding

The 125mm channel window moldings clips into the apertures provided on both sides of the 19" panel mounts of 800mm wide cabinets. They provide a smooth curved surface around the apertures through which cables can be passed. The moldings can be fitted to both the front and rear of each aperture, if desired. Supplied in packs of ten moldings. The maximum number of window moldings is as follows:

Height	Front Only	Front & Rear
42U	28	56
45U	28	56
47U	32	64

For use with all 800mm wide open frame cabinets and standard cabinet configurations.

50mm Channel Window Molding

The 50mm channel window moldings clips into the apertures provided on one side of the 19" panel mounts of 600mm wide network cabinets. They provide a smooth curved surface around the apertures through which cables can be passed. The moldings can be fitted to both the front and rear of each aperture, if desired. Supplied in packs of ten moldings. The maximum number of window moldings is as follows:

Height	Front Only	Front & Rear
42U	28	56
45U	28	56
47U	32	64


For use with all 800mm wide open frame cabinets and standard cabinet configurations.



Explanation of Cabinet Accessories continued



Enclosures



Racks



Rack Accessories



Cable Runway & Accessories



Cable Management



Power Strips



Wall Mount Cabinets



Server Cabinets



Network Cabinets

50mm Channel Window Molding

The 50mm channel window moldings clips into the apertures provided on one side of the 19" panel mounts of 600mm wide network cabinets. They provide a smooth curved surface around the apertures through which cables can be passed. The moldings can be fitted to both the front and rear of each aperture, if desired. Supplied in packs of ten moldings. The maximum number of window moldings is as follows:

Height	Front Only	Front & Rear
42U	7	14
45U	7	14
47U	8	16

For use with all 600mm wide open frame network cabinets and standard network cabinet configurations.

200mm Rear Extension Frames

This unit simply attaches to the rear of a cabinet thereby increasing the overall depth of a 1000mm deep cabinet by 200mm (i.e. a 1000mm deep cabinet becomes 1200mm). Additional vertical members allow the 19" mounting rails to be moved further back in the 1000mm deep cabinet. The load rating of the cabinet remains unchanged at 1000 kg (2200 lbs). Compatible with all accessories such as PDU mounting panels, split rear doors etc. Additional cable entry points are provided at the top and bottom of the extension frame. For use with all 1000mm deep open frame server cabinets and standard 1000mm server cabinet configurations.

Blanking Plates - Pack of 14

These blanking plates close off the window apertures that exist each side of the 19" panel mounts of 800mm wide cabinets. This is often needed to control the recirculation of hot air within a cabinet. Supplied as a pack of fourteen plus fixings. One pack will blank off all of the cable apertures at the front or rear of a 42U or 45U 800mm wide cabinet. For use with all 42U or 45U 800mm wide open frame cabinets and standard 42U or 45U 800mm cabinet configurations.

Blanking Plates - Pack of 16

These blanking plates close off the window apertures that exist each side of the 19" panel mounts of 800mm wide cabinets. This is often needed to control the recirculation of hot air within a cabinet. Supplied as a pack of fourteen plus fixings. One pack will blank off all of the cable apertures at the front or rear of a 47U 800mm wide cabinet. For use with all 47U 800mm wide open frame cabinets and standard 47U 800mm cabinet configurations.

Side Mounted Cable Modules

The side cable modules will fit either to the left, right or between cabinets and provide a means of bringing in large volumes of cable without directly entering the cabinet itself. 1U spaced plastic fingers within the module allow the cable to be managed easily before passing through brush entry apertures to the 19" equipment area. This has the benefit of keeping the cabinet itself clear of unnecessary cable that would otherwise obstruct airflow within the cabinet. Additional 2U x 19" apertures are provided within the cable module to enable equipment such as 19" PDU's to be fitted. The 19" apertures are adjustable front and rear on a 25mm (1U) pitch depending on where the cable is to be managed and the depth of any 19" equipment added. 200mm wide cable modules will fit to a 600mm wide open frame cabinet thereby enabling 800mm doors to be fitted. Other versions of the cable module are available with separate doors fitted front and back and use the same handles / locks as the main body of the cabinet. Baying kits and horizontal baying trims are not required when using a side cable module. Standard cabinet side panels can be used with the cable modules.

Bottom Blanking Plate

A bottom blanking plate when fitted to a cabinet ensures that air must be pulled through the front vented door, this can help to reduce re-circulation of air and is essential when a chimney top is fitted. For use with all 600mm wide x 1000mm deep standard cabinet configurations.

Extended Rear Door – Vented

The extended rear door can be used when an additional 50mm (2") of cabling space is needed at the rear of a cabinet. An infill panel is included to enable the door to be used when a 600 wide cabinet and 200mm side cable module has been specified. For use with all open frame cabinets and standard cabinet configurations.

600 Wide x 1000 Deep Chimney Top

The chimney top can help to dissipate up to 11KW of heat from within the cabinet, The chimney is telescopic to help reduce the risk of re-circulation of air. A plain door and bottom blanking plate should be fitted when using a chimney top panel. For use with all 600 wide x 1000 deep open frame server cabinets and standard 600 wide x 1000 deep server cabinet configurations.

Latch Bracket Kit

Latch bracket kits are required when doors are to be fitted to open frame cabinets. They act as the central latching point for single and three point latching doors. They are not required for three point latching doors if two point latching is sufficient. Supplied as a pair of brackets suitable for 600/800 or 1000 deep cabinets plus fixings. For use with all open frame cabinets.

Enclosures

Racks

Rack
Accessories

Cable Runway
& Accessories

Cable
Management

Power Strips

Wall Mount
Cabinets

Server
Cabinets

**Network
Cabinets**